



LINDEMANN
CHIMNEY SUPPLY

2025-26
CATALOG

DELIVERING EXCEPTIONAL
CUSTOMER SERVICE

FOR OVER

50

YEARS

As a team, our passion is exceeding customer expectations through extraordinary means in a professional, and ethical manner.

In return, our customers become loyal fans and lifelong partners.



FEEDING YOUR FIRE , FUELING YOUR GROWTH

CROWN SAFE™



HIGH PERFORMANCE BRUSHABLE ELASTIC SEALANT

- ONE STEP PROCESS! NO PRIMERS OR PRE-COATS REQUIRED
- APPLIES IN EXTREME WEATHER CONDITIONS & TEMPERATURES
- FIBERED FOR STRENGTH TO RESIST CRACKING & PEELING
- REPAIRS SMALL CRACKS & ADHERES TO MANY DIFFERENT SURFACES
- SUPERIOR ADHESION & CLEAR FINISH



ALL FOR YOUR SUCCESS!



**100% SATISFACTION
GUARANTEE**

LA CONCHA RESORT • SAN JUAN, PUERTO RICO



WE'RE BACK

FROM THE LEADING CHIMNEY SERVICE COMPANY IN THE USA



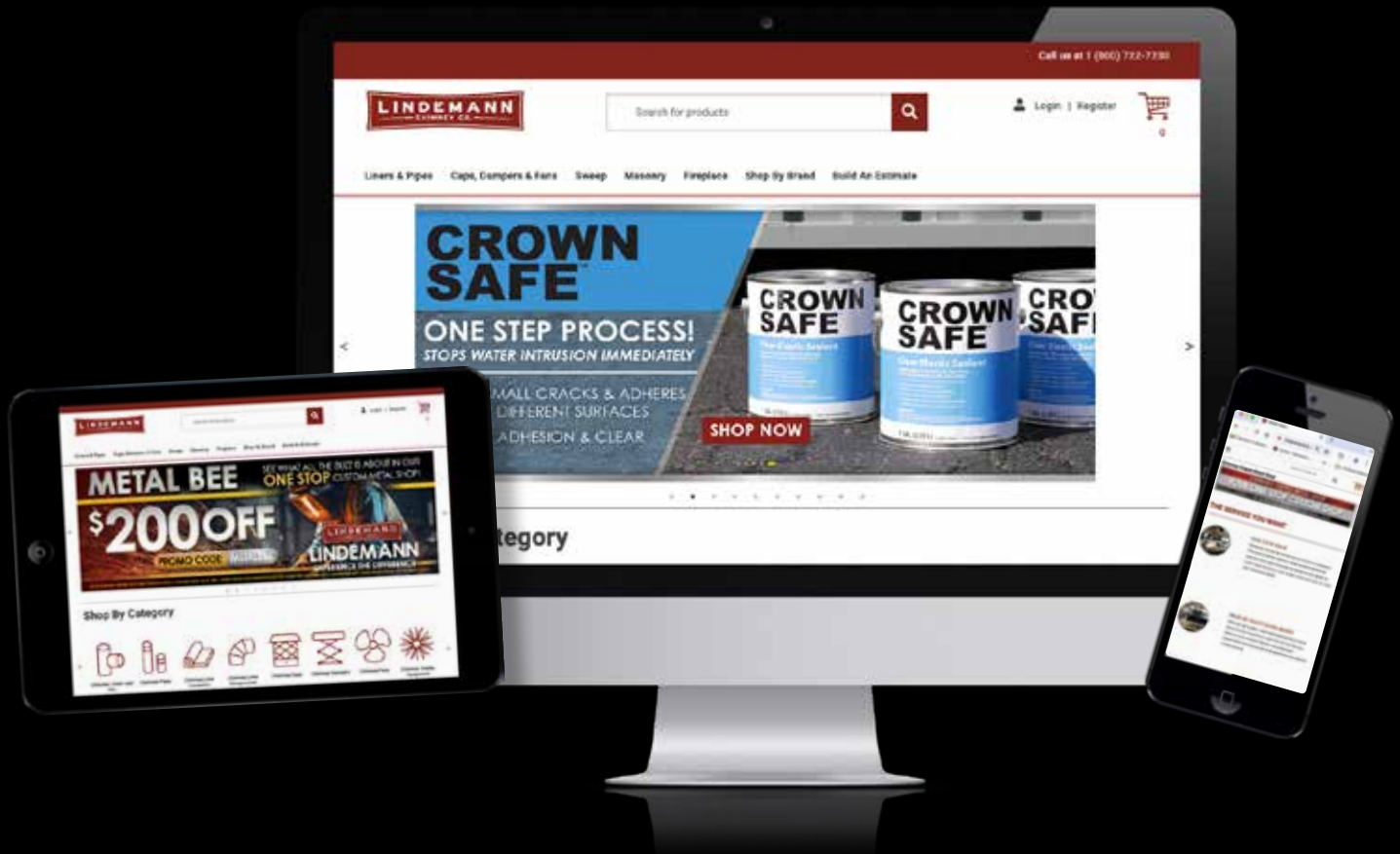
LINDEMANN U WILL SHOW YOU HOW TO:

- INCREASE YOUR SALES PER OPPORTUNITY
- INCREASE IN-HOME SALES
- INCREASE PHONE TRAFFIC WITH PROVEN MARKETING TACTICS
- INCREASE YOUR ORDER BOOKINGS
- UTILIZE KPIS & ROI TRACKING
- GROW YOUR ORGANIZATION THROUGH SCALABLE MANAGEMENT & SALES TECHNIQUES

LINDEMANN BY THE NUMBERS

JAN. 2024

ARE YOU ORDERING ONLINE?



- QUICK & EASY
- ORDER ANYTIME, ANYWHERE
- ONLINE BILL PAY
- ENTER & TRACK ORDERS
- ACCOUNT MANAGEMENT
- LIVE TECHNICAL SUPPORT
- LATEST PROMOTION & SPECIALS

TAKE 10% OFF
YOUR FIRST ONLINE ORDER

PROMO CODE FIRST10

LINDEMANNCHIMNEY.COM

EXPERIENCE


THE LINDEMANN DIFFERENCE

LINDEMANN
CHIMNEY SUPPLY

OUR CORE VALUES

- INTEGRITY
- EMPOWERMENT
- CUSTOMER CARE
- BUILT TO LAST
- IMPACTING THE WORLD

ORDER ONLINE & SAVE!



FEEDING YOUR FIRE, FUELING YOUR GROWTH

LINDEMANNCHIMNEY.COM

TABLE OF CONTENTS



CHIMNEY LINERS & PIPES

2-78

CHIMNEY LINER & KITS

2-29

SmartFlex Liner & Kits	2-21
SmartFlex Aluminum Liner	22
Ventinox Liner	23-24
DuraFlex Liner	25-29



CHIMNEY PIPES

Jeremias	
DuraTech	
Type B Gas Vent	
DirectVent Pro	
PelletVent Pro	
DVL	
DuraBlack	
HeatFab	
Snap-Lock	

30-72

LINER INSULATION

73-75

GAS LINE PIPE & FITTINGS

76-77

DRYER DUCTING

78



DAMPERS, CAPS & FANS

80-113

DAMPERS

80-88

Top Dampers	80-87
Spin & Throat Dampers	88

CAPS

89-110

Chimney Pots	90-91
Custom Caps	92-94
Multi Packs	95
Single Flue	96-106
Multi Flue	107-109
Screens	110

CHIMNEY FANS

111-113



CHIMNEY SWEEP EQUIPMENT

115-155



INSPECTION EQUIPMENT

115-120

VIPER SYSTEMS

121-124

VACUUMS

126-128

BRUSHES & RODS

129-151

ButtonLok	129-134
TLC	135-137
Universal	138-141
Dryer Vent Cleaning	142-146
Hand Brushes	146-147

ADAPTERS &

ACCESSORIES

148-151

CREOSOTE REMOVAL

152-154

PCR

152

ACS

152-153

Cre-Away

153

TSR

154

CLEANING PRODUCTS

154-155

SAFETY & INSTALLATION TOOLS

157-169

PERSONAL SAFETY GEAR

157-159

Respirators	157
Head Protection	157
Body Protection	158
Gloves	159

RIDGEPRO

160

LADDERS & ACCESSORIES

161-162

SCAFFOLDING

163

STAIR CLIMBING FORKLIFTS

163

DRILL BITS, DRIVERS & SCREWS

164

MASONRY TOOLS

164-165

CUTTING & HAND TOOLS

165-166

TAPE

166

TILE BREAKERS

167-169



MASONRY SUPPLIES & REPAIR

171-184



CROWN REPAIR

171-174

Crown Safe	171
CrownSeal	172
CrownCoat	173
CrownSaver	174

CEMENT & MORTAR

174-176

CHAMBER SAFE

177

CHAMBER REPAIR

177-178

WATER PROOFING

179-180

CHIMNEY & ROOF REPAIR

181-183

SILICONE SEALANT

183

ACCESS & CLEANOUT DOORS

184

HEARTH & FIREPLACE

186-209

REFRACTORY PANELS

186-190

NAPOLEON FIREPLACES

191

WOOD BURNING STOVES & FIREPLACES

192-195

GAS LOGS & ACCESSORIES

196-200

GRATES

201

GLASS DOORS

202-203

FIREPLACE SCREENS

204-206

FIREPLACE ACCESSORIES

207-210

STOVE PAINT

211

GASKET REPAIR

212



SALES & MARKETING

211-212

FEATURED NEW PRODUCTS

30

Jeremias
Chimney Pipe



166

TurboCrimper®



77

In-O-Vate
DryerFlex



172

Crown Safe™
Clear Elastic Sealant

90

Sandkuhl Clay
Chimney Pots



174

CleanBurn
Cement



133

ButtonLok
Spin Handles



162

PiViT Ladder
Accessories



209

CleanBurn
Deodorant

BUY YOURS TODAY!

 800.722.7230 | ONLINE ORDERING LINDEMANNSUPPLY.COM 

Technical Support Always Available. See Ordering Terms and Conditions for Details



CHIMNEY LINERS & PIPES

2 - 75

FEATURED: SMARTFLEX LINER

SmartFlex Liner can be used to reline existing chimneys, or in new construction and is available in a variety of sizes. Made with the highest quality material, this is our most popular liner system and the first choice for our professional chimney sweeps!

4

30

**JEREMIAS
CHIMNEY PIPE**



73

**THERMIX
INSULATION**



77

DRYERFLEX



Jeremias pipe uses high grade steel, and is the only chimney pipe in the industry that can be field cut to length!

Don't forget to stock up on TherMix to add superior structural strength and insulation when installing liners!

DryerFlex combines the ease of use and flexibility of foil flex with the fire resistance and airflow efficiency of semi-rigid transition hose

LINER SIZING CHART

Determine dimensions of ovalized liner:

- Locate starting diameter of round liner in first column
- Locate desired diameter of round liner in first row
- Follow starting column across and starting row down to intersecting square
- Dimensions of ovalized liner will be desired diameter x size found in intersecting square

Example: The dimension of a 6" liner ovalized down to 5" = 5" x 7.4"

Determine correct ovalized liner size for proper fireplace ventilation:

1. Calculate area needed for fireplace liner based on fireplace opening size:
Height (inches) x Width (inches)
2. Divide the Height x Width by 12 to determine square inches of fireplace opening
3. Locate square inches in first column that are greater than calculation in Step 2 and determine correct size liner

DESIRED DIAMETER

STARTING DIAMETER		4"	5"	6"	7"	8"	9"	10"	11"
	12" IN² = 113.14			17.3" 79	16.75" 86	16" 93	15.5" 99	14.25" 102	13.5" 106
	11" IN² = 94.99		16.1" 65	15.5" 72	15" 78	14.1" 83	13.5" 87	12.6" 92	
	10" IN² = 78.50	16" 50	15" 57	14" 63	13.25" 68	12" 72	11.3" 76		
	9" IN² = 63.58	13.1" 43	12.5" 50	12" 53	11.1" 56	10.4" 61			
	8" IN² = 50.25	11.6" 36	11" 42	10.3" 45	9.5" 48				
	7" IN² = 38.46	10" 32	9.2" 34	8.3" 36					
	6" IN² = 28.26	8.1" 24	7.4" 25						

Types available:

304 - wood and wood pellet applications

316 - all fuel applications

Custom Rectangle or Square Premier Flex Heavywall Sizing Chart

For unusual sized chimneys requiring specialty liner, refer to the chart to the right for sizing. Custom fit components are available for these liner sizes. Call us today for ordering and pricing!

Ratios for Flue Liners

- Round Liner: 12 to 1
- Oval Liner: 10 to 1
- Square Liner: 10 to 1
- Rectangle Liner: 10 to 1

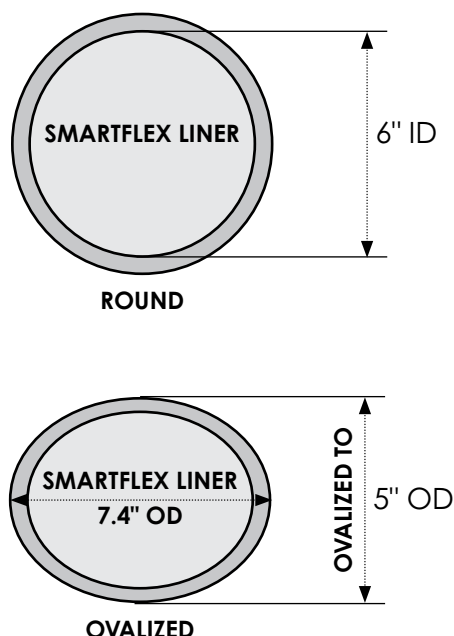
Lindemann is not responsible for sizing your liner correctly. These charts merely provide guidelines.

PRE-CALCULATED ROUND CHART AT 12 TO 1

LINER DIAMETER	LINER OPENING (SQUARE INCHES)	FIREPLACE OPENING (SQUARE INCHES)
6"	28.26	339.12
7"	38.47	461.58
8"	50.24	602.88
9"	63.59	763.02
10"	78.50	942
11"	94.99	1139.82
12"	113.04	1356.48
13"	132.67	1591.98
14"	153.86	1846.32

LINER SIZING CHART

OVAL CHART 10 TO 1



STANDARD OVAL LINERS	EFFECTIVE FLUE AREA (E.F.A.)	OPENING NO BIGGER THAN...
7" to 6" = 6" x 8.3"	36	360
7" to 5" = 5" x 8.8"	34	340
8" to 7" = 7" x 9"	48	480
8" to 6" = 6" x 9.5"	45	450
9" to 8" = 8" x 10"	61	610
9" to 7" = 7" x 10.8"	56	560
9" to 6" = 6" x 11.8"	53	530
10" to 9" = 9" x 11.3"	76	760
10" to 8" = 8" x 12"	72	720
10" to 7" = 7" x 12.5"	68	680
11" to 10" = 10" x 11.5"	92	920
11" to 9" = 9" x 12"	87	870
11" to 8" = 8" x 12.8"	83	830
12" to 11" = 11" x 13"	106	1060
12" to 10" = 10" x 14"	102	1020
12" to 9" = 9" x 14.5"	99	990

OTHER FACTORS TO CONSIDER

Chimney Design:

- Longer chimney = Better Draft
- Outside = Better Draft
- Throat Size: Must Not Be Less Than 4" of Flue Size
- *Red Flag - Flue Not Dead Center
- *Red Flag - Dual Flues Together: One For Exhaust & One For Air Source

Smoke Chambers

- Smoke Chamber Should Be Sloped at 30°, Not More Than 45°
- Height Not Greater Than Width
- Depth Not Greater Than Depth of Firebox
- Throat or Damper Should Be Located Minimum of 8" Above Top of Fireplace Opening
- Inner Surfaces Smooth (Parged)
- Any Parging at Base of Liner, Reduces Area of Whole Liner

Fireboxes

- Shallow Fireboxes Can Cause Problem

Dampers

- Dampers Which Reduce Throat Size Can Create Draft Issues
- Dampers Must Open Completely
- Seal Tight Dampers Reduce Opening Size



SMART FLEX



SMARTFLEX LINER

The Preferred Choice of Chimney Professionals!

- Acid resistant, all fuel liner for wood, coal, oil, corn, and gas appliances
- Constructed with .006", 316, flexible, stainless steel
- Lifetime transferable warranty, valid only if properly installed/maintained by a chimney professional
- UL listed by Underwriters Laboratories to UL 1777, ULC-S635, and 441 standards for insulation

SmartFlex Liner can be used to reline existing chimneys or in new construction. It is an all fuel liner and can be used for wood, coal, oil, corn and gas appliances. This flexible liner features corrugated construction allowing it to both expand and contract during heat up and cool down periods. SmartFlex Liner is UL listed by Underwriter Laboratories to UL 1777, 64, and 441 standards.

Please Note:

10" - 12" liner sold in 5' increments only, maximum length between couplers is 20'. All other sizes are cut to order per foot.

Coils of 100' or more are eligible for a 10% discount, call for ordering!

Ovalizing available, \$2.00 per foot. See Ordering Terms & Conditions for more details.

	3" dia.	4" dia.	5" dia.	5.5" dia.	6" dia.	
Per Foot	\$10.98 CB3ID	\$12.11 CB4ID	\$14.74 CB5ID	\$17.26 CB5.5ID	\$16.83 CB6ID	
	7" dia.	8" dia.	9" dia.	10" dia.	11" dia.	12" dia.
	\$19.83 CB7ID	\$23.81 CB8ID	\$27.81 CB9ID	\$30.82 CB10ID	\$33.10 CB11ID	\$36.55 CB12ID

Product Sales Brochures Available! Call for Details!

SMARTFLEX SMOOTHWALL LINER

SmartFlex Smoothwall Liner has superior flexibility and is made with two-ply, 316 stainless steel, resulting in a high BTU capacity. Its smooth interior allows for more airflow, reducing drag by 20% over traditional corrugated liners. This liner is UL listed by Underwriters Laboratories to UL 1777, and ULC-S635 standards. Smoothwall can be used to vent any appliance and has a lifetime transferable warranty, valid only if installed/maintained by a chimney professional.

3" - 12" liner sold in 5' increments only.

Special 10% discount on bulk coils of 100' or more. Ovalizing is not available.

Call for Pricing!





PREMIER FLEX HW LINER

Premier Flex Heavy Wall Liner is constructed with .015" thick steel, and features an interlocked design to maximize strength, durability and flexibility. This liner can be used for all fuel burning appliances including: wood, wood pellet, oil, gas and corn. Because of it's design, this liner can withstand being ovalized and squared/rectangled to accommodate for unusual offsets or rectangular chimneys. When this liner is taken "out of round", it does not reduce the cross sectional area.

Available in 3" - 12" round, and 5.75" x 9.5", 6" x 10", 7" x 11", 8" x 12".
Product shipped by freight line, fees may apply.

Available in 304/316. Call for Pricing!

PREMIER FLEX LITE LINER

Premier Flex Lite Liner is constructed with .010" thick steel, and can be used for all fuel burning appliances including: wood, wood pellet, oil, gas and corn. The thinner steel allows the Lite Liner to retain the durability of a Heavy Wall Liner, but at a more manageable weight.

Available in 3" - 12" round, and 5.75" x 9.5", 6" x 10", 7" x 11", 8" x 12"
Product shipped by freight line, fees may apply.

Additional Sizes Are Available. Call for Pricing!



316 Stainless Steel

	5" dia.	5.5" dia.	6" dia.	7" dia.	8" dia.
25' length	\$483.42 PRL525L	\$517.93 PRL5.525L	\$517.93 PRL625L	\$667.55 PRL725L	\$865.60 PRL825L
30' length	\$580.10 PRL530L	\$621.53 PRL5.530L	\$621.53 PRL630L	\$801.07 PRL730L	\$949.80 PRL830L
35' length	\$676.75 PRL535L	\$725.12 PRL5.535L	\$725.12 PRL635L	\$934.58 PRL735L	\$1108.07 PRL835L
50' length	\$966.80 PRL550L	\$1035.87 PRL5.550L	\$1035.87 PRL650L	\$1335.12 PRL750L	\$1583.00 PRL850L

304 Stainless Steel

	5" dia.	5.5" dia.	6" dia.	7" dia.	8" dia.
25' length	\$413.18 PRL525	\$442.67 PRL5.525	\$442.67 PRL625	\$570.57 PRL725	\$676.50 PRL825
30' length	\$495.80 PRL530	\$531.22 PRL5.530	\$531.22 PRL630	\$684.67 PRL730	\$811.78 PRL830
35' length	\$578.43 PRL535	\$619.75 PRL5.535	\$619.75 PRL635	\$798.78 PRL735	\$947.10 PRL835
50' length	\$826.30 PRL550	\$885.35 PRL5.550	\$885.35 PRL650	\$1141.13 PRL750	\$1353.00 PRL850

SMARTFLEX STANDARD LINER KITS



SMART FLEX

Our SmartFlex Standard Liner Kits are used for all fuel type applications including wood, oil, coal and gas appliances. These standard kits come with installation instructions and a lifetime transferable warranty, valid only if installed/maintained by a chimney professional. This SmartFlex Standard Liner Kit has been used



by professionals in the industry for over two decades, and continues to be our most popular "all fuel" kit.

The SmartFlex Standard Liner Kits come in 25', 30', and 35' lengths and include: all fuel 316, .006", stainless steel liner, two-part Tee with 10" take-off snout, Tee End Cap, and Top Kit (rain cap, 13" x 13" top plate).

Our Best Selling Liner Kits!

- All fuel 316, .006", stainless steel liner
- All components constructed with 316, stainless steel
- Includes: two-part Tee with 10" take-off snout, Tee End Cap, and Top Kit (rain cap, storm collar, top clamp, 13" x 13" top plate)
- California mesh available
- Lifetime transferable warranty, valid only if properly installed/maintained by a chimney professional
- Liner is UL listed by Underwriters Laboratories to UL 1777, ULC-S635, and 441 standards for insulation

	3" dia.	4" dia.	5" dia.	5.5" dia.	6" dia.	7" dia.	8" dia.
25' length	\$427.38 CB325KIT	\$450.34 CB425KIT	\$481.62 CB525KIT	\$520.34 CB5.525KIT	\$553.60 CB625KIT	\$631.16 CB725KIT	\$712.26 CB825KIT
30' length	-	-	\$525.60 CB530KIT	\$607.54 CB5.530KIT	\$619.92 CB630KIT	-	-
35' length	\$514.42 CB335KIT	\$516.42 CB435KIT	\$569.56 CB535KIT	\$645.00 CB5.535KIT	\$707.46 CB635KIT	\$781.52 CB735KIT	\$886.36 CB835KIT

SMARTFLEX BASIC LINER KITS



The SmartFlex Basic Kit is perfect for fireplace insert applications where a tee and tee cap are not necessary. The kit is UL 1777 listed and tested, and constructed with all fuel 316, .006", stainless steel. These kits have a lifetime transferable warranty, valid only if installed/maintained by a chimney professional.

The SmartFlex Basic Kits come in 25', 30', and 35' lengths and include: 316, .006", stainless steel liner, top kit (rain cap, 13" x 13" top plate) and stove adapter.

- Includes Stove Adapter and Top Kit (rain cap, storm collar, top clamp, 13" x 13" top plate)
- California mesh available
- Constructed with .006", 316, flexible, stainless steel
- Lifetime transferable warranty, valid only if properly installed/maintained by a chimney professional
- Liner is UL listed by Underwriters Laboratories to UL 1777, ULC-S635, and 441 standards for insulation

	3" dia.	4" dia.	5" dia.	5.5" dia.	6" dia.	7" dia.	8" dia.
25' length	\$292.94 CB325BK	\$336.88 CB425BK	\$351.52 CB525BK	\$398.38 CB5.525BK	\$445.24 CB625BK	\$468.70 CB725BK	\$553.64 CB825BK
30' length	-	-	\$436.46 CB530BK	\$478.98 CB5.530BK	\$534.24 CB630BK	-	-
35' length	\$390.58 CB335BK	\$439.36 CB435BK	\$521.44 CB535BK	\$559.48 CB5.535BK	\$597.56 CB635BK	\$653.24 CB735BK	\$676.64 CB835BK



SMARTFLEX SMOOTHWALL STANDARD LINER KITS



Our SmartFlex Smoothwall Liner Kits are used for the same applications as the SmartFlex Liner Kits. SmartFlex Smoothwall Liner has a high BTU capacity, and superior flexibility. The smooth interior of this liner allows for more airflow, reducing drag by 20% over traditional corrugated liners. SmartFlex Smoothwall can be used to vent any appliance, is UL 1777

listed and tested, and has a lifetime transferable warranty, valid only if installed/maintained by a chimney professional.

The SmartFlex Smoothwall Standard Kits come in 25', 30', and 35' lengths and include: stainless steel liner (two-ply, 316), tee with end cap, and top kit (rain cap, 13" x 13" top plate).

	5" dia.	5.5" dia.	6" dia.	7" dia.	8" dia.
25' length	\$529.46 SW525KIT	\$579.02 SW5.525KIT	\$628.60 SW625KIT	\$727.70 SW725KIT	\$826.86 SW825KIT
30' length	\$618.16 SW530KIT	\$677.68 SW5.530KIT	\$737.14 SW630KIT	-	-
35' length	\$706.88 SW535KIT	\$776.24 SW5.535KIT	\$845.68 SW635KIT	\$984.46 SW735KIT	\$1123.24 SW835KIT



**SMART
FLEX**



SMARTFLEX RIGID PIPE

Best Pipe for Stoves!

SmartFlex Rigid Pipe is constructed with high-grade 304, 24 gauge, stainless steel. This rigid pipe is UL listed to UL 1777, ULC-S635, and comes with a lifetime transferable warranty, valid only if installed/maintained by a chimney professional. This system is great for

use with wood and wood pellet applications, including stoves! It requires the use of a standard top plate, top clamp, storm collar, and rain cap. If a tee is being utilized, ensure the tee fits properly using an outside dimension measurement.

	6" dia.	7" dia.	8" dia.
12" length	\$26.94 NC612SS	\$28.51 NC712SS	\$30.29 NC812SS
18" length	\$38.69 NC618SS	\$43.59 NC718SS	\$45.33 NC818SS
24" length	\$43.67 NC624SS	\$50.40 NC724SS	\$55.43 NC824SS
36" length	\$60.65 NC636SS	\$70.70 NC736SS	\$80.98 NC836SS
48" length	\$79.26 NC648SS	\$97.50 NC748SS	\$104.59 NC848SS

Available in 316, call for pricing.



800.722.7230 | ONLINE ORDERING LINDEMANNSUPPLY.COM



Prices are subject to change. See our website for the most up to date pricing.



SMARTFLEX STEEL STOVE ADAPTERS

The SmartFlex Stove Adapter is made with 304 stainless steel and allows you to quickly and easily attach a stainless steel chimney liner to a fireplace insert

using its "EZ" band clamp. This stove adapter can also connect to a stainless steel chimney liner insert boot, liner elbow and insert adapter.

3" dia.	4" dia.	5" dia.	6" dia.	7" dia.	8" dia.
\$20.18 NC3SA	\$20.13 NC4SA	\$20.08 NC5SA	\$23.50 NC6SA	\$28.51 NC7SA	\$31.97 NC8SA

SMARTFLEX INSERT ADAPTERS

The SmartFlex Insert Adapter's unique, two-piece design allows a front-to-back or side-to-side adjustment in the firebox, altering the center-to-center distance the collars. This adapter accommodates a horizontal offset from 0" - 9" without added clearance required for elbows. The SmartFlex Insert Adapter will accept ID pipe with a coupler; the top collar accepts OD flex liner or rigid pipe, and the bottom collar will fit into most stoves that require a crimped connection. The adapter easily attaches with screws or rivets like most liner or pipe.



5" dia.	6" dia.	8" dia.
\$120.76 NC5IA	\$133.04 NC6IA	\$146.51 NC8IA



SMARTFLEX APPLIANCE ADAPTERS

This SmartFlex Appliance Adapter is made with 316 stainless steel and attaches to the appliance outlet

allowing for easy pipe connection. Be sure to seal the adapter with high temperature sealant.

3" dia.	4" dia.	5" dia.	5.5" dia.	6" dia.	7" dia.	8" dia.
\$23.48 NC3AA	\$30.19 NC4AA	\$35.30 NC5AA	\$31.97 NC5.5AA	\$33.51 NC6AA	\$37.03 NC7AA	\$43.71 NC8AA



EST. 1969

TRAINING & CERTIFICATION

AT LINDEMANN U, WE PROVIDE YOU OPPORTUNITIES FOR HANDS-ON TRAINING AND CERTIFICATION WITH TOP CHIMNEY PROFESSIONALS.

WWW.LINDEMANNU.COM


SMARTFLEX BOTTOM PLATES

These SmartFlex Bottom Plates come standard with an 18 gauge, 304 stainless steel base plate, and a 5" high, 24 gauge collar. These bottom plates are also available with: galvanized steel mesh base & optional stainless steel mesh or double welded, steel base (call for pricing).

Bottom Plate Stainless Steel

	5" dia.	6" dia.	7" dia.	8" dia.
13" x 13"	\$40.34 NC5BP	\$40.34 NC6BP	\$44.33 NC7BP	\$44.33 NC8BP

	9" dia.	10" dia.	11" dia.	12" dia.
13" x 13"	\$44.33 NC9BP	\$44.33 NC10BP	\$44.33 NC11BP	-
18" x 18"	-	-	-	\$68.75 NC12BP1818



Bottom Plate Galvanized Mesh

5.5" dia.	6" dia.	7" dia.	8" dia.
\$44.44 NC5.5BPMESH	\$44.44 NC6BPMESH	\$44.44 NC7BPMESH	\$44.44 NC8BPMESH
9" dia.	10" dia.	11" dia.	12" dia.
\$44.44 NC9BPMESH	\$50.51 NC10BPMESH	\$50.51 NC11BPMESH	\$50.51 NC12BPMESH



SMARTFLEX MORTAR COLLARS

SmartFlex Mortar Collars are a great option when you aren't using a tee connector but must pass through a thimble. Simply slide the mortar collar over the liner and bend the liner at the thimble. These collars are available in stainless steel and aluminum.

Mortar Collar Stainless Steel

3" dia.	4" dia.	5" dia.	5.5" dia.	6" dia.	7" dia.	8" dia.	9" dia.	10" dia.
\$13.43 NC3MC	\$21.79 NC4MC	\$23.52 NC5MC	\$25.25 NC5.5MC	\$23.52 NC6MC	\$26.91 NC7MC	\$30.15 NC8MC	\$35.29 NC9MC	\$68.89 NC10MC

Mortar Collar Aluminum

3" dia.	4" dia.	5" dia.	5.5" dia.	6" dia.	7" dia.	8" dia.	9" dia.	10" dia.
\$14.99 NC3MCAL	\$16.59 NC4MCAL	\$18.31 NC5MCAL	\$18.30 NC5.5MCAL	\$18.30 NC6MCAL	\$20.00 NC7MCAL	\$21.59 NC8MCAL	\$21.66 NC9MCAL	\$24.95 NC10MCAL





SMARTFLEX SLIP CONNECTORS

SmartFlex Slip Connectors for rigid pipe allow for 2" - 10" of adjustment when connecting a pipe to a chimney support box. These connectors are available in 304 and 316 stainless steel.

Slip Connector

304 Stainless Steel

6" dia.	7" dia.	8" dia.	9" dia.	10" dia.
\$40.38 NC6SLIPR	\$47.03 NC7SLIPR	\$50.47 NC8SLIPR	\$63.71 NC9SLIPR	\$72.25 NC10SLIPR

Slip Connector

316 Stainless Steel

4" dia.	5" dia.	6" dia.	7" dia.	8" dia.	9" dia.
\$46.03 NC4SLIPL	\$69.22 NC5SLIPL	\$70.96 NC6SLIPL	\$81.47 NC7SLIPL	\$91.95 NC8SLIPL	\$115.09 NC9SLIPL



SMARTFLEX ROUND COUPLERS - FEMALE/MALE

Our Female/Male connecting SmartFlex Round Couplers are made with high-quality, 24 gauge, 316 stainless steel. These couplers come in ID measurements, and are fabricated without clamps. This product is also available with "EZ" band clamps on both the female and male ends.

Round Coupler, Female/Male

"EZ" Band Clamps

3" dia.	4" dia.	5" dia.	5.5" dia.	6" dia.	
\$23.48 NC3CEZL	\$28.47 NC4CEZL	\$31.87 NC5CEZL	\$33.51 NC5.5CEZL	\$33.51 NC6CEZL	
7" dia.	8" dia.	9" dia.	10" dia.	11" dia.	12" dia.
\$38.61 NC7CEZL	\$43.73 NC8CEZL	\$47.02 NC9CEZL	\$52.00 NC10CEZL	\$59.00 NC11CEZL	\$63.98 NC12CEZL



Round Coupler, Female/Male

3" dia.	4" dia.	5" dia.	5.5" dia.	6" dia.	
\$20.20 NC3CL	\$21.82 NC4CL	\$21.83 NC5CL	\$25.15 NC5.5CL	\$25.15 NC6CL	
7" dia.	8" dia.	9" dia.	10" dia.	11" dia.	12" dia.
\$26.82 NC7CL	\$28.52 NC8CL	\$35.32 NC9CL	\$40.36 NC10CL	\$43.71 NC11CL	\$45.41 NC12CL





SMARTFLEX ROUND COUPLERS - MALE/MALE

These Male/Male connecting SmartFlex Round Couplers are made with high-quality, 24 gauge, 316 stainless steel. Our couplers come in ID measurements, with available aluminum options.

Round Coupler, Male/Male Stainless Steel

3" dia.	4" dia.	5" dia.	5.5" dia.	6" dia.	7" dia.	8" dia.	9" dia.	10" dia.
\$20.20 NC3MMCL	\$21.82 NC4MMCL	\$21.83 NC5MMCL	\$25.15 NC5.5MMCL	\$25.15 NC6MMCL	\$26.82 NC7MMCL	\$28.52 NC8MMCL	\$35.32 NC9MMCL	\$40.36 NC10MMCL

Round Coupler, Male/Male Aluminum

3" dia.	4" dia.	5" dia.	5.5" dia.	6" dia.	7" dia.	8" dia.
\$9.62 NC3CAL	\$9.95 NC4CAL	\$14.96 NC5CAL	\$11.68 NC5.5CAL	\$12.59 NC6CAL	\$13.15 NC7CAL	\$14.53 NC8CAL



SMARTFLEX ELBOWS

SmartFlex Elbows are constructed of high quality stainless steel, and provide an unsurpassed fit. They are designed as adjustable or fixed components, and are available in 3" - 8" diameters. These elbows are used for rigid pipe or outside diameter (OD)/inside diameter (ID) flex pipe in a multitude of degrees, call when ordering any sizes not listed below.

Adjustable Elbow

316 Stainless Steel, ID Flex Pipe



45 degree, 316 SS



90 degree, 316 SS

	5" dia.	6" dia.	7" dia.	8" dia.
45 Degree	\$54.57 NC545FLEXSSL	\$63.38 NC645FLEXSSL	\$68.58 NC745FLEXSSL	\$73.84 NC845FLEXSSL
90 Degree	\$66.92 NC590FLEXSSL	\$73.87 NC690FLEXSSL	\$79.08 NC790FLEXSSL	\$86.39 NC890FLEXSSL

Fixed Elbow

304 Stainless Steel, Rigid & OD Flex Pipe



15 degree, 304 SS



45 degree, 304 SS



30 degree, 304 SS



90 degree, 304 SS

	6" dia.	7" dia.	8" dia.
15 Degree	\$42.29 NC615SSF	\$47.56 NC715SSF	\$54.57 NC815SSF
30 Degree	\$42.29 NC630SSF	\$47.56 NC730SSF	\$52.90 NC830SSF
45 Degree	\$42.29 NC645SSF	\$47.56 NC745SSF	\$52.90 NC845SSF
90 Degree	\$47.53 NC690SSF	\$50.97 NC790SSF	\$56.42 NC890SSF
90 Degree, Adj.	\$63.26 NC690SS	\$65.01 NC790SS	\$77.30 NC890SS

SMARTFLEX INSERT BOOTS



These SmartFlex Insert Boots are 24 gauge, 304 stainless steel, and designed to attach rigid pipe or flexible liner with a coupler to the exhaust vents of most inserts. These insert boots come with a variety of opening sizes, and measure 10" W x 16" L x 4" H.

6" dia.	7" dia.	8" dia.
\$122.47 NCSS6B	\$117.90 NCSS7B	\$132.98 NCSS8B
Small Oval Boot (Fits 8" Liner ovalized to 5")		Large Oval Boot (Fits 10" Liner ovalized to 5")
\$143.00 NCSSSO		\$148.02 NCSSLO

SMARTFLEX NOSE CONES

SmartFlex Nose Cones are made with stainless steel and designed to fit the ID of SmartFlex liners. These nose cones help on installations when a liner is being pulled down through the chimney!

3" dia.	4" dia.	5" dia.	5.5" dia.	6" dia.	
\$45.32 NC3NC	\$48.69 NC4NC	\$50.31 NC5NC	\$52.10 NC5.5NC	\$50.47 NC6NC	
7" dia.	8" dia.	9" dia.	10" dia.	11" dia.	12" dia.
\$55.38 NC7NC	\$57.13 NC8NC	\$58.93 NC9NC	\$72.21 NC10NC	\$77.40 NC11NC	\$82.29 NC12NC



SMARTFLEX UNIVERSAL TAKE-OFFS

The SmartFlex Universal Take-Offs act like tee snouts, and have a female take-off intended for category I gas applications. These take-offs each measure 10 1/2" long.

3" dia.	4" dia.	5" dia.	6" dia.	7" dia.	8" dia.
\$40.34 NC3UTOL	\$43.84 NC4UTOL	\$45.45 NC5UTOL	\$48.67 NC6UTOL	\$65.60 NC7UTOL	\$67.33 NC8UTOL



SMARTFLEX RAIN CAPS

SmartFlex Rain Caps are made with 304 stainless steel, and help keep debris, rain, and animals out of your chimney while allowing for optimal draft. These rain caps are quick and easy to install!

For Pre-Insulated Liner, add 1" to the diameter.

Rain Cap - Rigid Pipe

6" dia.	7" dia.	8" dia.	9" dia.	10" dia.
\$53.69 NC6RC	\$62.10 NC7RC	\$65.64 NC8RC	\$67.00 NC9RC	\$94.30 NC10RC



Rain Cap - "EZ" Top Plate

3" dia.	4" dia.	5" dia.	5.5" dia.	6" dia.	7" dia.	8" dia.	9" dia.	10" dia.
\$45.47 NC3TKRC	\$45.47 NC4TKRC	\$50.40 NC5TKRC	\$53.69 NC5.5TKRC	\$53.69 NC6TKRC	\$62.10 NC7TKRC	\$65.64 NC8TKRC	\$62.22 NC9TKRC	\$110.58 NC10TKRC

SMARTFLEX TOP CLAMPS

These SmartFlex Top Clamps add extra support when securing the flue pipe to the top plate.

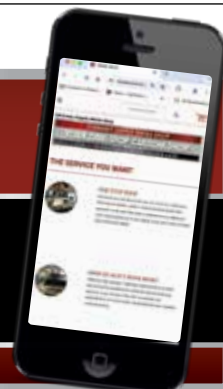


3" dia.	4" dia.	5" dia.	5.5" dia.	6" dia.	
\$18.50 NC3TC	\$17.62 NC4TC	\$18.39 NC5TC	\$18.50 NC5.5TC	\$18.50 NC6TC	
7" dia.	8" dia.	9" dia.	10" dia.	11" dia.	12" dia.
\$18.52 NC7TC	\$20.93 NC8TC	\$23.49 NC9TC	\$26.06 NC10TC	\$29.39 NC11TC	\$33.58 NC12TC



CHAT WITH US

ORDER ONLINE 24/7
WWW.LINDEMANNSUPPLY.COM



800.722.7230 | ONLINE ORDERING LINDEMANNSUPPLY.COM



Prices are subject to change. See our website for the most up to date pricing.

SMARTFLEX TOP PLATES



SmartFlex Top Plates are made with 18 gauge, 304 stainless steel which adds extra support when securing the flue pipe. They are available in measurements of 13" x 13" and 18" x 18". These Top Plates also come available with an "EZ" band clamp, which are made with 24 gauge, 304 stainless steel.

The "EZ" Flue Fit Top Plate features an "EZ" band connection, constructed with 24 gauge, 304 stainless steel, and fit to three different size flues: 9" x 9", 9" x 13", and 13" x 13".

Additional diameters for these products are available, check our website for more details!

For Pre-Insulated Liner, add 1" to the diameter.

Top Plate
Standard

	3" dia.	4" dia.	5" dia.	5.5" dia.	6" dia.	7" dia.	8" dia.	9" dia.	10" dia.	11" dia.
13" x 13"	\$29.35 NC3TP	\$29.35 NC4TP	\$29.35 NC5TP	\$29.35 NC5.5TP	\$29.35 NC6TP	\$29.35 NC7TP	\$29.35 NC8TP	\$29.35 NC9TP	\$29.35 NC10TP	\$21.52 NC11TP

Top Plate
"EZ" Band Clamp


	3" dia.	4" dia.	5" dia.	5.5" dia.	6" dia.
13" x 13"	\$38.65 NC3TPEZ	\$38.65 NC4TPEZ	\$38.65 NC5TPEZ	\$38.65 NC5.5TPEZ	\$38.65 NC6TPEZ
	7" dia.	8" dia.	9" dia.	10" dia.	
13" x 13"	\$38.65 NC7TPEZ	\$38.65 NC8TPEZ	\$43.79 NC9TPEZ	\$43.97 NC10TPEZ	

	3" dia.	4" dia.	5" dia.	5.5" dia.	6" dia.	7" dia.
18" x 18"	\$50.75 NC3TPEZ1818	\$50.75 NC4TPEZ1818	\$49.53 NC5TPEZ1818	\$49.53 NC5.5TPEZ1818	\$49.53 NC6TPEZ1818	\$49.53 NC7TPEZ1818
	8" dia.	9" dia.	10" dia.	11" dia.	12" dia.	
18" x 18"	\$49.53 NC8TPEZ1818	\$65.39 NC9TPEZ1818	\$65.39 NC10TPEZ1818	\$65.39 NC11TPEZ1818	\$65.39 NC12TPEZ1818	

Top Plate
"EZ" Flue Fit

	5" dia.	5.5" dia.	6" dia.
9" x 9"	\$57.04 NC5TPEZFF99	\$57.04 NC5.5TPEZFF99	\$57.04 NC6TPEZFF99
9" x 13"	\$62.17 NC5TPEZFF913	\$62.17 NC5.5TPEZFF913	\$62.17 NC6TPEZFF913
13" x 13"	\$65.77 NC5TPEZFF	\$65.77 NC5.5TPEZFF	\$65.77 NC6TPEZFF





SMARTFLEX STORM COLLARS

SmartFlex Storm Collars protect against rain, snow and debris. They are adjustable for various roof pitches and install with sheet metal screws.

3" dia.	4" dia.	5" dia.	5.5" dia.	6" dia.	7" dia.	
\$22.70 NC3SC	\$22.63 NC4SC	\$23.52 NC5SC	\$25.18 NC5.5SC	\$25.18 NC6SC	\$26.90 NC7SC	
8" dia.	9" dia.	10" dia.	11" dia.	12" dia.	13" dia.	14" dia.
\$29.41 NC8SC	\$31.88 NC9SC	\$45.39 NC10SC	\$51.99 NC11SC	\$53.79 NC12SC	\$55.43 NC13SC	\$63.87 NC14SC

SMARTFLEX REDUCER-INCREASERS

These SmartFlex Reducer-Increasers are made with 304 stainless steel, and are not crimped - allowing you to choose which end needs crimping for your application.

Reducer-increasers made with 316 stainless steel and three piece tapered design are also available. **Call for ordering!**



Plug



Three Piece Tapered

Product Numbers Below are for Plug Style.

4" - 3" dia.	5" - 3" dia.	5" - 4" dia.	6" - 3" dia.	6" - 4" dia.	6" - 5" dia.	7" - 3" dia.	7" - 4" dia.	7" - 5" dia.
\$31.88 NC43R/IP	\$40.31 NC53R/IP	\$40.31 NC54R/IP	\$38.62 NC63R/IP	\$37.84 NC64R/IP	\$40.31 NC65R/IP	\$38.62 NC73R/IP	\$38.57 NC74R/IP	\$42.00 NC75R/IP
7" - 6" dia.	8" - 6" dia.	8" - 7" dia.	9" - 7" dia.	9" - 8" dia.	10" - 8" dia.	10" - 9" dia.		
\$43.63 NC76R/IP	\$43.63 NC86R/IP	\$41.92 NC87R/IP	\$47.06 NC97R/IP	\$45.42 NC98R/IP	\$53.65 NC108R/IP	\$53.65 NC109R/IP		

SMARTFLEX TEES

The SmartFlex Swivel Top Tee has a top liner connection, which spins 360° to allow for easy thimble and tee body alignment during liner installation. The advantage of the swivel feature is that you can spin the tee body from the thimble without having to turn the entire liner from the top of the chimney, saving you valuable time. The Swivel Top Tee comes in 24 gauge, 316 and 304 stainless steel options.



Swivel Top Tee 316 Stainless Steel

4" dia.	5" dia.	5.5" dia.	6" dia.	7" dia.	8" dia.
\$92.57 NC4FEXTLST	\$95.60 NC5FEXTLST	\$102.83 NC5.5FEXTLST	\$97.37 NC6FEXTLST	\$114.37 NC7FEXTLST	\$121.07 NC8FEXTLST



The Double Take-Off Swivel Tee is made with 24 gauge, 316 stainless steel and designed with two take-offs, giving it the capability to spin 360°. This tee features a standard, 2" between take-offs, and comes with an "EZ" band connection.

Double Take-Off Swivel Tee 316 Stainless Steel

	5" dia.	5.5" dia.	6" dia.	7" dia.	8" dia.
3" take-offs	\$134.12 NC5FEXTLST/3	\$141.32 NC5.5FEXTLST/3	\$141.32 NC6FEXTLST/3	\$174.86 NC7FEXTLST/3	\$208.46 NC8FEXTLST/3
4" take-offs	\$137.31 NC5FEXTLST/4	\$157.24 NC5.5FEXTLST/4	\$144.19 NC6FEXTLST/4	\$177.40 NC7FEXTLST/4	\$210.94 NC8FEXTLST/4



These SmartFlex Two Part Tees are available in 316 or 304 stainless steel, and for use with flex liner (316), or rigid pipe and OD liner (304). The "EZ" band clamp ensures these tees maintain mechanical integrity in extreme heat conditions.

Two Part Tee - 316 for Flex Liner

3" dia.	4" dia.	5" dia.	5.5" dia.	6" dia.	
\$76.83 NC3FEXTL	\$72.21 NC4FEXTL	\$75.71 NC5FEXTL	\$82.48 NC5.5FEXTL	\$82.48 NC6FEXTL	
7" dia.	8" dia.	9" dia.	10" dia.	11" dia.	12" dia.
\$93.88 NC7FEXTL	\$100.84 NC8FEXTL	\$161.16 NC9FEXTL	\$183.48 NC10FEXTL	\$214.86 NC11FEXTL	\$235.25 NC12FEXTL

Two Part Tee - 304 For Rigid Pipe & OD Liner

6" dia.	7" dia.	8" dia.
\$57.25 NC6TEE	\$61.32 NC7TEE	\$77.94 NC8TEE



SMARTFLEX EXTENDED TEE SNOUTS

This SmartFlex Extended Tee Snout is for use with gas, wood, pellet or oil fueled appliances. It's used to increase reach through masonry at the wall thimble.

	5" dia.	6" dia.	7" dia.	8" dia.
18" length	\$55.46 NC5T18SL	\$63.89 NC6T18SL	\$70.65 NC7T18SL	\$75.56 NC8T18SL
24" length	\$74.08 NC5T24SL	\$82.14 NC6T24SL	\$94.13 NC7T24SL	\$100.96 NC8T24SL

SMARTFLEX END CAPS

The SmartFlex End Cap provides a seamless fit, and is resistant to rust and corrosion. The end cap is available in either 316 or 304 stainless steel.

End Cap

316 Stainless Steel

3" dia.	4" dia.	5" dia.	5.5" dia.	6" dia.	
\$23.54 NC3ECL	\$23.52 NC4ECL	\$28.50 NC5ECL	\$30.16 NC5.5ECL	\$30.16 NC6ECL	
7" dia.	8" dia.	9" dia.	10" dia.	11" dia.	12" dia.
\$32.00 NC7ECL	\$35.23 NC8ECL	\$50.42 NC9ECL	\$52.03 NC10ECL	\$57.22 NC11ECL	\$58.77 NC12ECL



End Cap

304 Stainless Steel

6" dia.	7" dia.	8" dia.
\$16.73 NC6EC	\$19.35 NC7EC	\$20.15 NC8EC



SMARTFLEX PRE-INSULATED LINER



SmartFlex Pre-Insulated liner offers you the choice of stainless steel or aluminum outer protection. The aluminum outer liner provides better flexibility and ease of handling, while the stainless steel outer liner offers improved durability. Both are manufactured using the highest quality, 316 stainless steel inner liner and 1/2" insulation wrap. This convenient liner will save you time on installations and is available per foot.

Add 1" to diameter when ordering SmartFlex Top Plates and Rain Caps for our Pre-Insulated Liner! Pre-insulated liner kits are available, call for pricing.

Stainless Steel Outer

(per foot)

3" dia.	4" dia.	5" dia.	5.5" dia.	6" dia.	7" dia.	8" dia.	9" dia.	10" dia.	11" dia.
\$21.69 CBP3ID	\$24.82 CBP4ID	\$27.92 CBP5ID	\$29.11 CBP5.5ID	\$29.48 CBP6ID	\$34.86 CBP7ID	\$40.18 CBP8ID	\$46.45 CBP9ID	\$52.68 CBP10ID	\$58.91 CBP11ID

Aluminum Outer

(per foot)

3" dia.	4" dia.	5" dia.	5.5" dia.	6" dia.	7" dia.	8" dia.	9" dia.	10" dia.	11" dia.
\$16.78 DBP3ID	\$18.32 DBP4ID	\$21.43 DBP5ID	\$21.77 DBP5.5ID	\$21.92 DBP6ID	\$27.71 DBP7ID	\$34.32 DBP8ID	\$41.72 DBP9ID	\$48.77 DBP10ID	\$56.18 DBP11ID

Pre-Insulated Liner Kits Available! Call For More Details!



SMARTFLEX PRE-INSULATED FINISHING RETAINERS

These Finishing Retainers are made from 24 gauge, 304 stainless steel, and used to finish off the end of the liner to protect the insulation from harm. Use the "EZ" band clamp to secure the retainer to the outside of the liner.

3" dia.	4" dia.	5" dia.	5.5" dia.	6" dia.	7" dia.	8" dia.	9" dia.	10" dia.	11" dia.
\$48.84 NC3PIFRL	\$53.67 NC4PIFRL	\$58.85 NC5PIFRL	\$63.97 NC5.5PIFRL	\$63.97 NC6PIFRL	\$69.10 NC7PIFRL	\$73.82 NC8PIFRL	\$78.91 NC9PIFRL	\$79.03 NC10PIFRL	\$89.16 NC11PIFRL



SMARTFLEX PRE-INSULATED FINISHING PLUGS

SmartFlex Finishing Plugs are made from 24 gauge, 304 stainless steel. This plug is used to complete the chimney termination of our SmartFlex Pre-Insulated liner. The collar with the band on the outside fits over the outer liner while the smaller collar is designed to accept the inner liner. To finish the installation, you can purchase a Top Kit Rain Cap which easily connects to the smaller collar with the same "EZ" band clamp connection.

3" dia.	4" dia.	5" dia.	5.5" dia.	6" dia.	7" dia.	8" dia.	9" dia.	10" dia.	11" dia.
\$55.47 NC3PIFP	\$60.56 NC4PIFP	\$65.70 NC5PIFP	\$70.81 NC5.5PIFP	\$70.81 NC6PIFP	\$75.47 NC7PIFP	\$81.04 NC8PIFP	\$85.62 NC9PIFP	\$90.71 NC10PIFP	\$95.79 NC11PIFP

SMARTFLEX PRE-INSULATED STOVE ADAPTERS

The SmartFlex Pre-Insulated Stove Adapter is made from 24 gauge, 304 stainless steel and used to connect our SmartFlex Pre-Insulated liner to your wood stove or insert. The Pre-Insulated liner fits fully into the large end of the adapter and the "EZ" band clamp secures the liner in place. The small collar end is crimped to fit inside the appliance's stove collar.



3" dia.	4" dia.	5" dia.	5.5" dia.	6" dia.	7" dia.	8" dia.	9" dia.	10" dia.	11" dia.
\$45.37 NC3PISA	\$50.56 NC4PISA	\$55.40 NC5PISA	\$60.55 NC5.5PISA	\$60.55 NC6PISA	\$65.69 NC7PISA	\$70.83 NC8PISA	\$75.50 NC9PISA	\$80.89 NC10PISA	\$84.22 NC11PISA



SMARTFLEX PRE-INSULATED COUPLERS

This Pre-Insulated Coupler is made of 24 gauge, 316 stainless steel and is used to join two pieces of our SmartFlex Pre-Insulated Liner together. The "EZ" band clamps on both the female and male ends of the coupler are designed to provide a dripless, secure connection at all times.

3" dia.	4" dia.	5" dia.	5.5" dia.	6" dia.	7" dia.	8" dia.	9" dia.	10" dia.	11" dia.
\$45.47 NC3PICL	\$47.14 NC4PICL	\$48.84 NC5PICL	\$50.51 NC5.5PICL	\$52.21 NC6PICL	\$53.90 NC7PICL	\$55.53 NC8PICL	\$57.25 NC9PICL	\$58.91 NC10PICL	\$60.62 NC11PICL



SMARTFLEX CO-LINEAR KITS

These SmartFlex Co-Linear Kits are direct vent kits designed for upgrading ventilation for your gas fueled, co-linear appliances. They can also be used for wood pellet inserts that require an air intake. These kits allow the choice of: low profile co-linear cap and flashing, or high wind co-linear cap and flashing.

The high wind co-linear cap is made with 24 gauge, 304 stainless steel, and is ideal for applications where wind is preventing proper system ventilation. These kits come with aluminum intakes and stainless steel exhausts measuring 3" / 3" and 3" / 4". The flashing included with these kits measures 13" x 13", with optional 18" x 18" if required.

Each kit option includes: aluminum and stainless steel liners, co-linear cap, and "EZ" band clamp to connect the liners to the cap - eliminating the need for screws and rivets.

The Low Profile Co-Linear Kits comes with a lifetime warranty for residential use, a 25-year warranty for commercial use (on all stainless steel parts), and a 25-year warranty for the aluminum air intake liners. The High Wind Co-Linear Kit comes with a transferable, lifetime warranty.

All warranties valid only if kits are installed/maintained by a chimney professional.



Low Profile Co-Linear Kits
Stainless Steel

Intake 3" / Exhaust 3" Intake 3" / Exhaust 4"

25' Kit	\$398.47 33DVSSBC25	\$405.95 34DVSSBC25
35' Kit	\$479.93 33DVSSBC35	\$486.81 34DVSSBC35



Low Profile Co-Linear Kits
Aluminum

Intake 3" / Exhaust 3" Intake 3" / Exhaust 4"

25' Kit	\$249.94 33DVASBC25	\$258.90 34DVASBC25
35' Kit	\$271.13 33DVASBC35	\$282.20 34DVASBC35



High Wind Co-Linear Kits
Stainless Steel

Intake 3" / Exhaust 3" Intake 3" / Exhaust 4"

25' Kit	\$426.75 33DVSRFC25	\$434.75 34DVSRFC25
35' Kit	\$513.99 33DVSRFC35	\$521.36 34DVSRFC35



High Wind Co-Linear Kits
Aluminum

Intake 3" / Exhaust 3" Intake 3" / Exhaust 4"

25' Kit	\$267.63 33DVARFC25	\$277.27 34DVARFC25
35' Kit	\$288.51 33DVARFC35	\$300.29 34DVARFC35

SMARTFLEX CO-LINEAR CAPS


Sleek and unique, the SmartFlex Co-Linear Caps are manufactured using the highest quality, MIL certified, 24 gauge, 304 stainless steel. They are also available in commercial grade aluminum. These caps come with a 3" air intake, and 3" or 4" exhaust making them ideal for ventilating gas fueled appliances. Each of these cap options come standard with 13" x 13" flashing (18" x 18"

flashing available), choice of stainless steel or aluminum construction, and a fifteen-year warranty for aluminum.

Choose between the stainless steel or aluminum Low Profile Co-Linear Caps for regular use, or the stainless steel High Wind Co-Linear Cap for windy conditions.


Low Profile Co-Linear Cap *Stainless Steel*

	Intake 3"/ Exhaust 3"	Intake 3"/ Exhaust 4"
13" x 13"	\$195.41 33SBCSS1313	\$182.54 34SBCSS1313
18" x 18"	\$198.07 33SBCSS1818	\$198.07 34SBCSS1818



Low Profile Co-Linear Cap *Aluminum*

	Intake 3"/ Exhaust 3"	Intake 3"/ Exhaust 4"
13" x 13"	\$107.47 33SBCAL1313	\$107.47 34SBCAL1313
18" x 18"	\$110.60 33SBCAL1818	\$83.92 34SBCAL1818



High Wind Co-Linear Cap *Stainless Steel*

	Intake 3"/ Exhaust 3"	Intake 3"/ Exhaust 4"
13.5" dia.	\$211.62 33RFC13.5	\$201.56 34RFC13.5
15.5" dia.	\$227.37 33RFC15.5	\$216.57 34RFC15.5
18.5" dia.	\$241.15 33RFC18.5	\$229.68 34RFC18.5



SMARTFLEX ALUMINUM LINER



This SmartFlex Aluminum Liner can be used to vent low-efficiency, category 1 gas appliances with an Annual Fuel Utilization Efficiency (AFUE) rating of 83% or lower. By relining the chimney with this aluminum liner, you can reduce condensation problems, and improve the performance of gas fueled

appliances. SmartFlex Aluminum liner is UL listed to UL441, ULC-S635 and comes with a fifteen-year transferable warranty, valid only if installed/maintained by a chimney professional.

Use SmartFlex Aluminum Liner for gas fueled appliances, and water heater ventilation!

Aluminum Collars & Connectors Available on pages 9 - 11

	3" dia.	4" dia.	5" dia.	5.5" dia.	6" dia.	7" dia.	8" dia.
25' length	\$56.98 DB325	\$76.02 DB425	\$95.00 DB525	\$108.60 DB5.525	\$114.03 DB625	\$133.00 DB725	\$152.02 DB825
35' length	\$79.84 DB335	\$106.41 DB435	\$133.00 DB535	\$152.02 DB5.535	\$159.79 DB635	\$186.22 DB735	\$212.83 DB835
50' length	\$114.03 DB350	\$152.02 DB450	\$190.02 DB550	\$217.17 DB5.550	\$228.03 DB650	\$266.05 DB750	\$304.02 DB850

SMARTFLEX ALUMINUM LINER KITS



The SmartFlex Aluminum Liner Kits include all the benefits and applications of our aluminum liner, in the form of a convenient kit packaged to complete any gas appliance installation job. These kits include: UL listed and tested aluminum liner, aluminum mortar collar, aluminum top plate, aluminum cap and

installation instructions. All SmartFlex Aluminum Liner Kits have a fifteen-year warranty, valid only if installed/maintained by a chimney professional.

Use SmartFlex Aluminum Liner Kits for gas fueled appliances, and water heater ventilation!

	3" dia.	4" dia.	5" dia.	5.5" dia.	6" dia.	7" dia.	8" dia.
25' length	\$95.71 DB325KIT	\$101.95 DB425KIT	\$149.57 DB525KIT	\$162.59 DB5.525KIT	\$175.64 DB625KIT	\$213.03 DB725KIT	\$243.21 DB825KIT
35' length	\$117.59 DB335KIT	\$124.48 DB435KIT	\$184.24 DB535KIT	\$194.43 DB5.535KIT	\$204.64 DB635KIT	\$265.22 DB735KIT	\$308.38 DB835KIT
10' extension	\$37.52 DB310EXT	\$45.02 DB410EXT	\$58.05 DB510EXT	\$62.48 DB5.510EXT	\$65.76 DB610EXT	\$73.17 DB710EXT	\$83.17 DB810EXT

VENTINOX OVALIZING CHART



Diameters of Round Ventinox Liner

DESIRED DIAMETER

STARTING DIAMETER	4"	5"	6"	7"	8"	9"	10"	11"	12"
	5"	5.7	5						
	6"	7.7	7.0	6					
	7"	9.3	8.8	8.3	7				
	8"	10.5	10.3	9.5	9.0	8			
	9"	12.5	12.0	11.8	10.8	10.0	9		
	10"	13.8	13.3	13.0	12.5	12.0	11.5	11	
	11"	15.3	14.8	14.3	13.6	12.8	12.0	11.5	11
	12"	16.5	16.2	15.5	15.5	15.0	14.5	14.0	13.0
									12

Determine dimensions of ovalized liner:

1. Locate starting diameter of round liner in first column
2. Locate desired diameter of round liner in first row
3. Follow starting column across and starting row down to intersecting square
4. Dimensions of ovalized liner will be desired diameter x size found in intersecting square

Example: The dimension of a 6" liner ovalized down to 4" = 4" x 7.7"



VENTINOX VFT LINER

Ventinox VFT Liner is the only flexible liner that features a continuously welded seam which makes it air-tight, and leak-proof. The continuous welded seam adds superior strength, and produces a 20% stronger liner than leading competition, while still allowing for excellent flexibility. This liner is made of 316 titanium stainless steel allowing this liner to be used for all fuel types. Ventinox VFT Liner is UL tested and listed for UL 1777, ULC-S635, ULC-S640 and carries a lifetime warranty (ten-year warranty for coal).

10" - 12" liner sold in 5' increments only, maximum length between couplers is 20'. All other sizes are cut to order per foot.

Coils of 100' or more are eligible for a 10% discount, call for ordering!

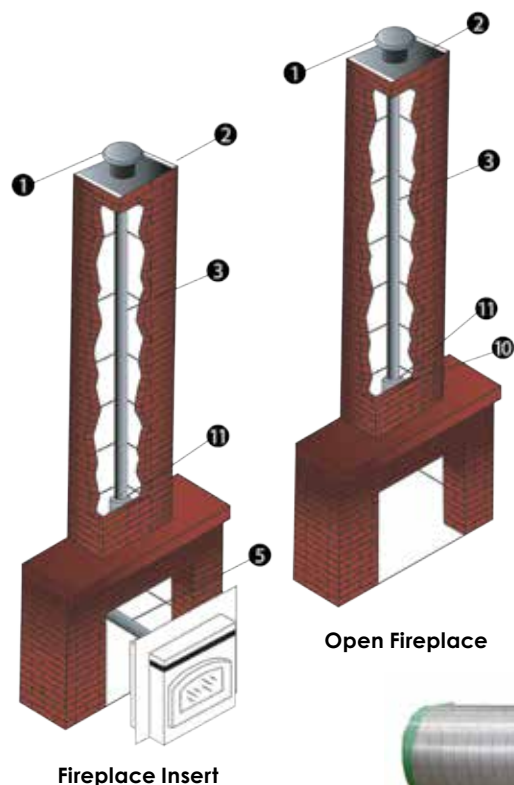
Ovalizing available, \$2.00 per foot.

See Ordering Terms and Conditions for details.

Additional product information and technical specifications available on our website!



EXCLUSIVE DISTRIBUTOR



INSTALLATION KEY

1	RAIN CAP W/STORM COLLAR
2	TOP COVER PLATE
3	FLEX LENGTH
4	TEE AND REMOVABLE SNOOT
5	SLEEVE
6	FASNSEAL WALL THIMBLE OR DURAFLEX WALL THIMBLE
7	RIGID TYPE B GAS VENT OR RIGID PIPE LENGTH
8	ADJUSTABLE ELBOW
9	FASNSEAL UNIVERSAL APPLIANCE ADAPTER OR DURAFLEX APPLIANCE ADAPTER
10	BOTTOM PLATE W/COLLAR
11	PROFOIL W/PROMESH OR THERMIX



	3" dia.	4" dia.	5" dia.	5.5" dia.	6" dia.	7" dia.	8" dia.	9" dia.	10" dia.	11" dia.	12" dia.
Per Foot	\$9.46	\$21.50	\$23.99	\$24.01	\$26.27	\$19.66	\$30.50	\$28.35	\$29.64	\$32.45	\$35.39
	323103	323104	323105	323155	323106	323107	323108	323109	323110	323111	323112

Special 10% discount on bulk coil orders of 100' or more!

VENTINOX/DURAFLEX OFFSET ADAPTER

The Offset Slide Adapter provides front-to-back adjustment from 0" - 5" and is made of 304 stainless steel. It includes a little door in the front and back for easy cleaning access. The top round collar accepts Ventinox Liner.



6" dia.

\$72.33
322406

8" dia.

\$75.51
322408

VENTINOX/DURAFLEX ROUND INSERT BOOTS



The Round Insert Boots are made with 11 gauge, carbon steel and provide a 20° angle for Ventinox Liner adjustment. Attach the insert to liner with bolts, or by tapping and screwing. The inside base dimensions for this product are 8 1/2" x 16", outside base dimensions are 10 1/4" x 18", with boot height of 4 3/8".

6" dia.

\$204.78
322606

8" dia.

\$130.72
322608

VENTINOX/DURAFLEX ADJUSTABLE OVAL INSERT BOOTS

The Adjustable Oval Insert Boot is made with 11 gauge, carbon steel. It is used to connect inserts with rectangular flue outlets up to 6" x 16 1/2" with oval flex connectors. The two-piece design allows adjustment to either a 30° offset with a height of 5 1/4", or nearly straight up with a 4 1/2" height. The inside dimension is 5 1/4" x 16 1/2", and the outside dimension is 7" x 19". This item also includes a draw-down kit.



8" Ovalized Adjustable Oval Insert Boot

\$77.75
322708



DuraVent
Member of M&G Group



VENTINOX/DURAFLEX SLEEVES

Use this Sleeve, made with 316 titanium stainless steel, to join Ventinox Liner to an appliance flue collar. Just slide the liner into the flared end and tighten the locking band to hold it secure. This Sleeve can also be used with other adapters designed to accept a rigid pipe.

3" dia.	4" dia.	5" dia.	5.5" dia.	6" dia.	7" dia.	8" dia.	9" dia.	10" dia.	11" dia.	12" dia.
\$18.12 323503	\$48.03 323504	\$30.53 323505	\$32.90 323555	\$37.09 323506	\$22.96 323507	\$23.87 323508	\$26.78 323509	\$30.48 323510	\$43.98 323511	\$34.53 323512

VENTINOX/DURAFLEX COUPLERS

This Coupler is made with 316 titanium stainless steel, and is designed to connect two pieces of appropriately sized Ventinox Liner. It provides a drip-free connection between two sections of liner and requires no pop rivets when installing.



3" dia.	4" dia.	5" dia.	5.5" dia.	6" dia.	7" dia.	8" dia.	9" dia.	10" dia.	11" dia.	12" dia.
\$32.93 323403	\$48.87 323404	\$68.42 323405	\$65.99 323455	\$56.56 323406	\$44.22 323407	\$42.46 323408	\$27.53 323409	\$69.81 323410	\$88.43 323411	\$53.98 323412



VENTINOX/DURAFLEX ELBOWS

These 45° and 90° Adjustable Elbows for Ventinox Liner are constructed with 22 gauge, stainless steel. Both elbows adjust from either a straight connection or up to 45°/90°. The Ventinox Liner slips into the flared end, then is secured with attached locking band.

	3" dia.	4" dia.	5" dia.	5.5" dia.	6" dia.	7" dia.	8" dia.	9" dia.	10" dia.	11" dia.	12" dia.
45 degrees	\$28.37 323703	\$29.91 323704	\$39.41 323705	\$122.95 323755	\$52.99 323706	\$84.83 323707	\$39.02 323708	\$96.97 323709	\$44.38 323710	\$110.99 323711	\$115.16 323712
90 degrees	\$33.32 323603	\$35.41 323604	\$47.76 323605	\$103.42 323655	\$99.34 323606	\$60.51 323607	\$75.08 323608	\$50.23 323609	\$56.42 323610	\$145.78 323611	\$172.24 323612



VENTINOX/DURAFLEX RAIN CAPS

These Rain Caps come included with a storm collar, and easily install by tightening the locking band. Bird Screens are sold separately, and fit into the cap, securing itself with tabs. The screen openings measure 1 1/2" diagonally.



Rain Caps

3" dia.	4" dia.	5" dia.	5.5" dia.	6" dia.	7" dia.	8" dia.	9" dia.	10" dia.	11" dia.	12" dia.
\$53.49 321303	\$38.95 321304	\$94.10 321305	\$48.38 321355	\$98.73 321306	\$67.11 321307	\$46.49 321308	\$53.59 321309	\$58.42 321310	\$64.46 321311	\$66.26 321312

Bird Screen

(Measurements Correspond with Rain Cap Sizing)

3"	4"	5"	5.5"	6"	7"	8"	9"	10"	11"	12"
\$12.03 321703	\$12.03 321704	\$27.81 321705	\$18.37 321755	\$39.73 321706	\$18.05 321707	\$18.05 321708	\$23.85 321709	\$30.00 321710	\$34.29 321711	\$79.52 321712



VENTINOX/DURAFLEX STORM COLLARS

The Storm Collar for Ventinox Liner tightens to the liner with a locking band, and fits over the raised lip on the top plate. When installing, run a bead of silicone around the base for added water protection. Although this product comes included with the Rain Cap for Ventinox Liner, one will need to be ordered if you are using a different brand or type of rain cap.

3" dia.	4" dia.	5" dia.	5.5" dia.	6" dia.	7" dia.	8" dia.	9" dia.	10" dia.	11" dia.	12" dia.
\$23.10 321103	\$29.70 321104	\$37.99 321105	\$77.04 321155	\$51.70 321106	\$39.21 321107	\$42.48 321108	\$46.02 321109	\$49.49 321110	\$52.79 321111	\$56.09 321112

VENTINOX UNIVERSAL TAKE-OFFS



Because of its unique, continuous welded seam, Ventinox VFT Liner is one of the few liner systems in the world that offers the ability to install these Universal Take-Offs directly to the body of the liner. When you drill into Ventinox Liner with a hole saw, we recommend in reverse, it provides a clean cut with no unraveling, allowing the Universal Take-Off to act as a tee snout. The liner must be a minimum of 1" larger

in diameter than the take-off. Use this product for Category I, liquid propane or natural gas appliance venting only.

The Universal Take-Offs are 9" long, constructed of AL29-4C stainless steel, and come with an adjustable band. **Remember to apply high-temperature silicone (742907) where the take-off meets the liner!**

3"	4"	5"	6"
\$67.95 300803	\$58.35 300804	\$63.47 300805	\$50.78 300806

DuraVent
 Member of M&G Group


VENTINOX/DURAFLEX TEES

These Ventinox/DuraFlex Tees can be used to transition between liner and connector pipe at the wall thimble, or the rear flue outlet of an appliance. Featuring a 8" long, removable tee snout designed with internal draw bands, allowing for easier, through the wall thimble installations.

Removable Tee Snout!

3" dia.	4" dia.	5" dia.	5.5" dia.	6" dia.	7" dia.	8" dia.	9" dia.	10" dia.	11" dia.	12" dia.
\$39.80 323203	\$41.05 323204	\$129.71 323205	\$133.77 323255	\$137.11 323206	\$64.42 323207	\$75.86 323208	\$154.83 323209	\$114.63 323210	\$113.79 323211	\$124.57 323212



VENTINOX/DURAFLEX OVAL TEES

These Oval Tees are made with 316 stainless steel, and allow for easy, secure liner installation by using pop rivets. The round take-off is 2" long, crimped, and welded for added strength. This Oval Tee comes included with a tee cover.

6" - 7" Tees have a 6" dia. take-off

8" - 10" Tees have an 8" dia. take-off

6"	7"	8"
\$78.27 322206	\$64.15 322207	\$89.29 322208

VENTINOX/DURAFLEX TEE CAPS

Tee Caps are designed with a locking band, and are made with 316 stainless steel. Easily slide this product over the bottom of a tee and tighten!



3" dia.	4" dia.	5" dia.	5.5" dia.	6" dia.	7" dia.	8" dia.	9" dia.	10" dia.	11" dia.	12" dia.
\$47.54 323303	\$25.49 323304	\$70.58 323305	\$57.77 323355	\$55.05 323306	\$41.89 323307	\$22.56 323308	\$26.38 323309	\$27.52 323310	\$28.35 323311	\$78.35 323312



VENTINOX/DURAFLEX LONG TEE SNOUTS


These Long Tee Snouts are ideal for thick masonry foundations that require increased reach through the wall thimble. These snouts measure 18" long, and can replace the standard 8" snout.



3" dia.	4" dia.	5" dia.	6" dia.	7" dia.	8" dia.	9" dia.	10" dia.	11" dia.	12" dia.
\$39.50 323213	\$29.29 323214	\$86.06 323215	\$136.84 323216	\$38.70 323217	\$41.48 323218	\$47.47 323219	\$121.87 323220	\$127.83 323221	\$55.58 323222

VENTINOX/DURAFLEX TOP COVER PLATES


Top Cover Plates are designed to fit on the top of the flue or chimney, and prevent rainwater from entering the flue with their raised lip construction. Make sure to use high-temperature, silicone sealant when installing.



	3" dia.	4" dia.	5" dia.	5.5" dia.	6" dia.	7" dia.	8" dia.	9" dia.	10" dia.	11" dia.	12" dia.
8" x 8"	-	-	\$52.08 321588	-	\$52.08 321688	-	-	-	-	-	-
8" x 13"	-	-	\$36.45 321583	-	\$36.53 321683	-	-	-	-	-	-
16" x 16"	\$39.06 321203	\$68.28 321204	\$68.28 321205	\$68.28 321255	\$67.61 321206	\$27.34 321207	\$39.06 321208	-	-	-	-
18" x 18"	-	-	-	-	-	-	-	\$50.58 321209	\$53.69 321210	\$38.77 321211	\$38.77 321212

VENTINOX/DURAFLEX INSTALLATION CONES

Use these Installation Cones when pulling Ventinox Liner down and around bends. It features holes in the top for a knotted rope to pass through.



3" dia.	4" dia.	5" dia.	5.5" dia.	6" dia.	7" dia.	8" dia.	9" dia.	10" dia.	11" dia.	12" dia.
\$48.30 321403	\$48.30 321404	\$69.43 321405	\$59.51 321455	\$69.43 321406	\$60.80 321407	\$72.44 321408	\$73.96 321409	\$81.52 321410	\$79.14 321411	\$81.52 321412



- No Heat Bridge & No Hot Spots
- Field Cut To Length
- Best Grades of Stainless Steel: 316L Inner & 304 Outer
- TIG Welded Seams
- UL Listed to UL 103 HT & ULC-S604
- For Wood, Coal, Oil & Category I Gas Appliances
- Allowable 2" Clearance to Combustibles
- OD 2" Larger Than ID
- Stainless Steel Brackets & Supports
- Features Twenty-Five Year Warranty

Jeremias Stainless Steel Chimney Pipe combines premium materials and an installation friendly design to create the highest quality chimney system in the marketplace. The unique pipe construction, and semi-solid insulation create a design which prevents: heat bridges, hot spots, and insulation voids. Jeremias is the only venting in the industry that can be field cut to length to the exact specifications for your installation without voiding UL or warranty!



Jeremias Chimney Pipe
Stainless Steel

	6" dia.	8" dia.
6" Length	\$63.16 330606	\$87.65 330608
12" Length	\$68.42 331206	\$124.88 331208
18" Length	\$96.49 331806	\$138.60 331808
24" Length	\$138.60 332406	\$183.81 332408
36" Length	\$180.70 333606	\$280.14 333608
48" Length	\$231.58 334806	\$318.75 334808

Single Wall Adapter

	6" dia.	8" dia.
Single Wall Adapter - 6" Length	\$35.09 339996	\$46.77 339998





JEREMIAS ANCHOR PLATES

Jeremias Anchor Plates are stainless steel, and connect directly to a masonry fireplace or a factory-built fireplace that's been listed to use with Jeremias.



6" dia.

\$43.84
334506

8" dia.

\$69.09
334508

JEREMIAS TEES & TEE SUPPORTS



Tees & Cap

Use these Tees & Caps for through-the-wall installations of Jeremias Chimney Pipe. It's stainless steel, one-piece design enhances drafting, and includes an easy-to-remove tee cap.

6" dia.

\$275.00
333906

8" dia.

\$375.00
333908

Rear Cleanout Tees & Caps

Use these Rear Cleanout Tees & Caps for through-the-wall installations of Jeremias Chimney Pipe. It's stainless steel, one-piece design enhances drafting, and includes an easy-to-remove tee cap as well as rear clean out access!

6" dia.

\$458.33
333916

8" dia.

\$490.43
333918



Tee Supports

Use these Adjustable Tee Supports for up to 52' of Jeremias Chimney Pipe. These brackets adjust to provide 2" - 6" of clearance to combustibles, and include a length of insulated chimney pipe. The support can be installed either above or below the tee.



6" dia.

\$201.67
334006

6" dia. Extended*

\$145.89
334016

8" dia.

\$245.00
334008



***Adjustable 2" - 14" from wall**

JEREMIAS ELBOW KITS

These Jeremias Elbow Kits are stainless steel, feature locking band design, and are ideal when navigating pipe around obstructions, and offsets. These elbow kits include two (2) elbows and one (1) elbow strap.



6" dia.

\$320.00
331506

8" dia.

\$380.00
331508

15 Degree

\$458.33
333006

\$491.67
333008

30 Degree





JEREMIAS WALL THIMBLES

Jeremias Wall Thimbles allow for safe through-the-wall installation of chimney pipe, and are designed to accommodate walls up to 12" thick. The interior cylinder and trim plate are powder coated black to provide a finished look. These wall thimbles adjust from 7" to 16".

6" dia.

\$125.00
336306

8" dia.

\$151.17
336308



JEREMIAS CEILING SUPPORTS & TRIM COLLARS

Jeremias Round and Square Ceiling Supports provide support for up to 44' of Jeremias chimney pipe where a through-the-ceiling installation is required, and can be used on flat or sloped ceilings with a adjustable trim plate for various pitches. Round Ceiling Supports are stainless steel, while Square Ceiling Supports feature a powder coated black finish. Finish off the installation with a decorative, high quality finished Trim Collar.

Round Ceiling Supports

6" dia.

\$170.18
331306

8" dia.

\$185.79
331308

Square Ceiling Supports

36" high

6" dia.

\$173.68
334406

8" dia.

\$184.82
334408



Trim Collars



6" dia.

0/12 to 6/12
\$41.23
331606

8" dia.

\$49.77
331608

7/12 to 12/12
\$41.23
336606

\$49.77
336608

\$49.77
336608

JEREMIAS WALL BRACKETS



Adjustable Wall Brackets

Adjusts 2" - 6" from wall

6" dia.

\$68.42
330806

8" dia.

\$59.65
330808

Extended Wall Brackets

Adjusts 2" - 14" from wall

6" dia.

\$122.81
330816

8" dia.

\$122.81
330818

Use these stainless steel Jeremias Wall Brackets for interior or exterior installations to add support for Jeremias pipe runs! These brackets are designed to provide either 2" - 3" clearance or 2" - 14" to combustible walls.

JEREMIAS SHIELDS

The Jeremias Attic Insulation Shield is stainless steel, extends 9" - 16", and is required for installations when Jeremias passes through an attic. It prevents insulation accumulating near the chimney pipe system.



Attic Insulation Shield

6" dia.

\$76.77
336206

8" dia.

\$100.95
336208

The Jeremias Radiation Shield is stainless steel, and required for ceiling/floor penetrations when a ceiling support is not used, but is not required for passing through a roof.



Radiation Shield

6" dia.

\$46.51
337406

8" dia.

\$57.12
337408



JEREMIAS FLASHING & STORM COLLARS



Flashing

	6" dia.	8" dia.
Flat Flashing	\$171.35 330006	\$217.17 330008
0/12 to 6/12	\$139.46 337006	\$189.28 337008
7/12 to 12/12	\$179.32 337106	\$221.15 337108

Jeremias Roof Flashing is stainless steel, comes in a variety of styles to accommodate any roof slope. Jeremias Storm Collars are stainless steel, passes through roof top flashing, and are required with flashing installations.



Storm Collar

6" dia.	8" dia.
\$33.33 338006	\$38.67 338008

JEREMIAS ROOF BRACKETS

Jeremias Roof Brackets are required when the Jeremias chimney pipe extends out of the roof more than 4', and support up to 12' of chimney pipe. The Telescopic Roof Bracket will extend for varying lengths of Jeremias chimney pipe.



Roof Supports

6" dia.	8" dia.
\$57.02 331906	\$57.02 331908



Telescopic Roof Brackets

6" dia.	8" dia.
\$201.67 332606	\$201.67 332608

JEREMIAS CAPS & SCREENS



Rain Cap

For durability and protection, try the Jeremias Stainless Steel Chimney Cap, crafted with robust stainless steel and reinforced wire mesh. Engineered to endure harsh weather and maintain optimal airflow, it's your reliable defense against debris and pests for a secure chimney.

6" dia.

\$124.80
339906

8" dia.

\$148.80
339908

CROWN SAFE™ Clear Elastic Sealant

- ONE STEP PROCESS! NO PRIMERS OR PRE-COATS REQUIRED
- FIBERED FOR STRENGTH TO RESIST CRACKING & PEELING
- SUPERIOR ADHESION & CLEAR FINISH
- APPLIES IN EXTREME WEATHER CONDITIONS & TEMPERATURES
- REPAIRS SMALL CRACKS & ADHERES TO MANY DIFFERENT SURFACES



STOPS WATER INTRUSION INSTANTLY!

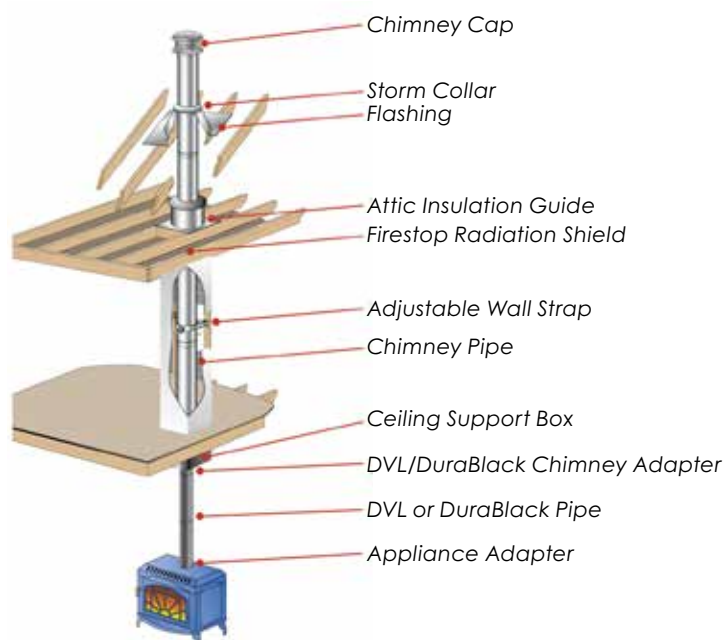
DURATECH CHIMNEY PIPES

Refer to our typical Installation drawings to select the appropriate component parts for your installation

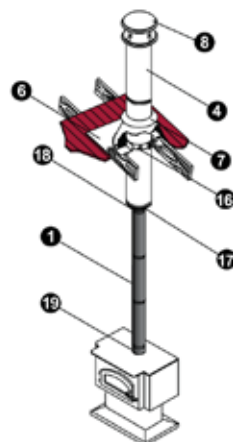
- DVL/DuraBlack Chimney Adapter must be used when connecting DVL pipe to a Ceiling Support Box or Finishing Collar. When connecting DuraBlack pipe, a DVL/Durablack Chimney Adapter, Durablack Slip Connector, or Snap-Lock Adapter must be used.
- Wall Thimble must be installed with an appropriate length of chimney pipe for all horizontal through-the-wall installations. To accommodate thicker walls, the telescoping pieces of the Wall Thimble can be separated and a field-fabricated extension may be installed.
- Attic Insulation Shield must be used in all installations that pass through an attic, regardless of whether the attic is insulated or not.
- Firestop Radiation Shield must be used when a chimney passes through a floor or ceiling without a support box.

ITEMS IN EACH DIAGRAM

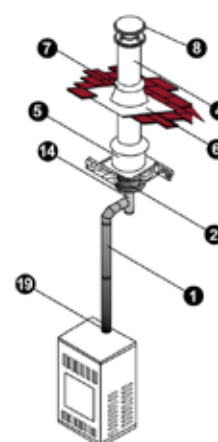
1	DVL OR DURABLACK	10	ELBOW STRAP
2	CEILING SUPPORT	11	TEE WITH TEE CAP
3	WALL THIMBLE	12	TEE SUPPORT
4	CHIMNEY PIPE	13	CHASE TOP FLASHING
5	ATTIC INSULATION SHIELD	14	BASE TEE/DOUBLE TEE
6	FLASHING	15	ANCHOR PLATE OR ANCHOR PLATE WITH DAMPER
7	STORM COLLAR	16	ROOF SUPPORT
8	CHIMNEY CAP	17	FINISHING COLLAR
9	ELBOW	18	DVL ADAPTER, DURABLACK SLIP CONNECTOR OR SNAP-LOCK ADAPTER
		19	STOVE ADAPTER



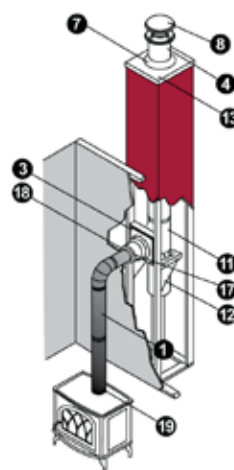
Typical Installations for 5" - 24" DuraTech



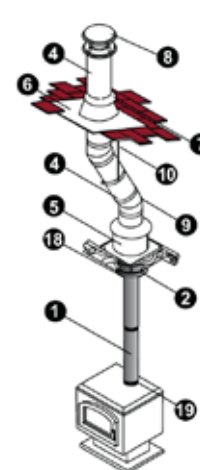
Cathedral Ceiling



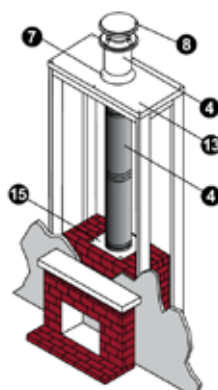
Oil Furnace



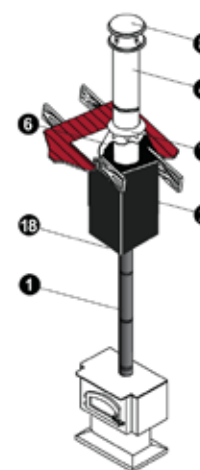
Through-The-Wall



Attic Offset



Fireplace
(New or retrofit)



Cathedral Ceiling
w/ Support Box



DURATECH CHIMNEY PIPES



DuraTech Chimney Lengths are constructed with a .020" thick, 430 stainless steel inner wall, and .016" stainless steel or .021" galvalume outer wall. DuraTech's inner wall is 25% thicker than leading competitors and is designed for wood, oil, coal or gas fueled appliances. These chimney lengths are designed for normal, continual operating temperatures of 1000° F, but can withstand rigorous, high-temperature fires at one-hour increments reaching 1400° F. These chimney lengths are c-UL-us listed to UL 103 HT and ULC-S604, and come with a limited lifetime warranty.

DuraTech Chimney Lengths feature a thermal tech blanket insulation, which is encased between its dual walls, optimizing both safety and performance. This insulation keeps the outer wall of the chimney length cool from the high flue gas temperatures, allowing for maximum draft performance.

Requires 2" clearance to combustibles. Additional product information, technical specifications, and more sizes available on our website!

DuraTech Adjustable Pipe *Stainless Steel*

	6" dia.	8" dia.
14" - 21" Length	\$294.50 282106	\$331.30 282108

DuraTech Chimney Pipe *Stainless Steel*



	6" dia.	7" dia.	8" dia.	10" dia.	12" dia.
6" Length	\$86.16 280606	\$184.45 280607	\$139.66 280608	-	-
9" Length	\$92.11 280906	\$130.75 280907	\$151.43 280908	-	-
12" Length	\$98.05 281206	\$143.61 281207	\$175.30 281208	\$219.14 281210	\$266.05 281212
18" Length	\$133.71 281806	\$162.43 281807	\$191.14 281808	\$405.80 281810	\$332.77 281812
24" Length	\$175.66 282406	\$193.27 282407	\$223.46 282408	\$357.13 282410	\$422.05 282412
36" Length	\$234.21 283606	\$301.59 283607	\$353.29 283608	\$503.21 283610	\$600.61 283612
48" Length	\$301.68 284806	\$342.54 284807	\$402.07 284808	-	-

DURATECH CHIMNEY PIPES

DuraTech Chimney Pipes
Galvanized

	6" dia.	7" dia.	8" dia.
6" Length	\$66.36 280616	\$129.11 280617	\$76.25 280618
9" Length	\$82.21 280916	\$177.36 280917	\$96.05 280918
12" Length	\$97.07 281216	\$112.89 281217	\$115.88 281218
18" Length	\$122.80 281816	\$195.09 281817	\$145.57 281818
24" Length	\$153.23 282416	\$192.89 282417	\$185.43 282418
36" Length	\$201.05 283616	\$270.27 283617	\$266.45 283618
48" Length	\$248.84 284816	\$310.55 284817	\$306.39 284818



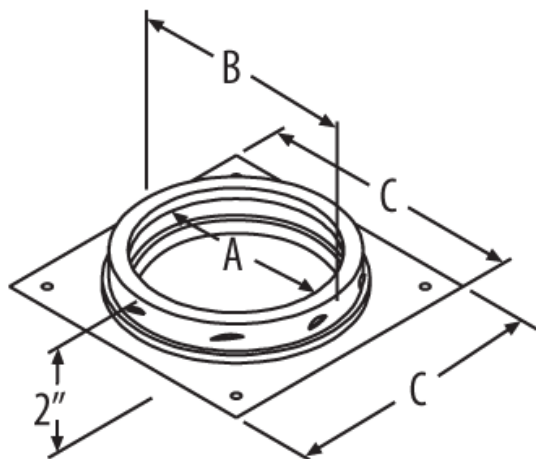
DURATECH ANCHOR PLATES



DuraTech Anchor Plates connect directly to a masonry fireplace or a factory-built fireplace that's been listed for use with DuraTech. The plate is galvanized and features a stainless steel, DuraTech twist-lock starter piece. Remember to always check local codes for specifications before installing anchor plates for any chimney system.

6" dia.	7" dia.	8" dia.	10" dia.	12" dia.
\$81.21 284506	\$102.00 284507	\$113.89 284508	\$126.61 284510	\$137.98 284512

Looking for Single or Double Wall Stove Pipe?
Find these products on pages 66 - 72!



Measuring Guidelines

SIZE	6"	7"	8"	10"	12"
A	6"	7"	8"	10"	12"
B	8"	9"	10"	12 1/16"	14 1/16"
C	10"	11"	12"	14"	18"

DURATECH CEILING & ROOF SUPPORTS


These DuraTech Flat & Round Ceiling Support Boxes are designed to provide a positive connection between the support box and DuraTech chimney pipe with a built-in twist-lock feature. Both of these support boxes have the capacity to support up to 60' of chimney pipe. The Flat Ceiling Support Box is unpainted, sits 4" high, and includes a 2" wide trim collar. The Round Ceiling Support Box is painted black, sits 6" high, and requires trim collar purchase.

The Flat Ceiling Support Box may be painted with our Stove Bright, High-Temperature, Stove Paint (406304).

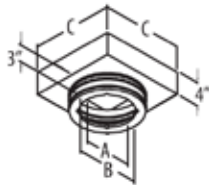
Round Ceiling Support Box



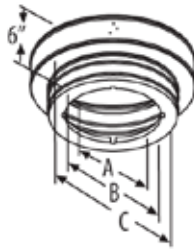
Flat Ceiling Support Box



Measuring Guidelines



FLAT CEILING SUPPORT BOX				
	6"	7"	8"	
A	7 1/4"	8 1/4"	9 1/4"	
B	9"	11"	11"	
C	12"	13"	14 1/4"	



Measuring Guidelines

ROUND CEILING SUPPORT BOX					
	6"	7"	8"	10"	12"
A	6 1/4"	7 1/4"	8 1/4"	10 5/6"	12 5/6"
B	9"	11"	11"	14"	16"
C	12"	13"	14"	16"	18"



Flat Ceiling Support Box

6" dia.	7" dia.	8" dia.
\$127.36 284606	\$166.38 284607	\$132.05 284608

2" Trim Collar included, supports 60'



Round Ceiling Support Box

6" dia.	7" dia.	8" dia.	10" dia.	12" dia.
\$98.38 284206	\$281.07 284207	\$158.11 284208	\$613.59 284210	\$1014.48 284212

Trim Collar sold separately, supports 60'

DURATECH COLLARS

Finishing Collars with Adapters fit into the female end of DuraTech chimney pipe to provide a decorative black finish. These finishing collars are ideal when used on chimney pipe that is suspended with a roof support system, or on pipe that is passing through a wall thimble.

These Trim Collars for Round Support Boxes conceal the gap between the Round Ceiling Support Box and the ceiling cutout for DuraTech chimney pipe. These collars have either round or square options, and come painted black.




Finishing Collar & Adapter

Trim Collar for Round Support Box

6" dia.	7" dia.	8" dia.	10" dia.
\$60.66 289996	\$84.86 289997	\$70.18 289998	\$202.89 289911

	5" - 6"	7" - 8"	10" dia.	12" dia.
Round	\$62.38 284216	\$61.29 284217	-	-
Square	\$59.41 284226	\$57.54 284227	\$61.68 284310	\$66.55 284312



DURATECH ADJUSTABLE ROOF SUPPORTS

The Adjustable Roof Support can adjust to multiple roof pitches, and is designed to support DuraTech chimney pipe when it passes through a roof and extends down from the ceiling. This is the ideal roof support when dealing with cathedral style ceilings, and free-standing appliance installations. It supports up to 45' of chimney pipe above, and as much as 20' of chimney pipe below the support. Trim for this roof support must be ordered separately.

5" & 7"

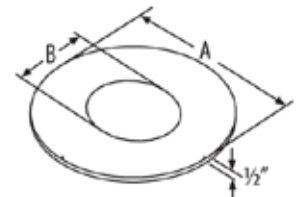
\$95.93
281605

6" & 8"

\$95.91
281609

DURATECH TRIM COLLARS FOR ROOF SUPPORTS

These Trim Collars for Roof Supports conceal the gap between the DuraTech chimney pipe and ceiling cut-out when a roof support is being utilized. These trim collars are made with galvalume, and come painted black. Although they adjust slightly for different roof pitches, be sure to choose the Trim Collar for Roof Support that correctly matches your ceiling slope.



Measuring Guidelines

	6"	7"	8"
0/12 - 3/12			
A	18"	20"	20"
B	8 1/4"	9 1/4"	10 1/4"
4/12 - 6/12			
A	18"	20"	20"
B	8 5/16"	10 1/16"	11 1/8"
7/12 - 9/12			
A	18"	20"	20"
B	10"	11 1/4"	12 1/2"
10/12 - 12/12			
A	18"	20"	20"
B	11 5/6"	12 3/4"	14 1/8"



	6" dia.	7" dia.	8" dia.
0/12 to 3/12	\$78.21 280206	\$79.23 280207	\$80.21 280208
4/12 to 6/12	\$78.21 280306	\$79.23 280307	\$80.21 280308
7/12 to 9/12	\$78.21 280406	\$79.23 280407	\$80.21 280408
10/12 to 12/12	\$78.21 280506	\$79.23 280507	\$80.21 280508

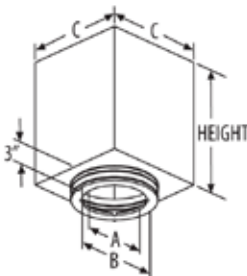
DURATECH CATHEDRAL SUPPORT BOXES

This DuraTech Cathedral Support Box is designed to provide a positive connection between the support box and DuraTech chimney pipe with a built-in twist-lock feature. This support box is compatible with both flat, and cathedral style ceilings, as well as short attic spaces (see instructions). The Cathedral Support Box is painted black, includes a 2" wide trim collar, and supports up to 60' of DuraTech chimney pipe.

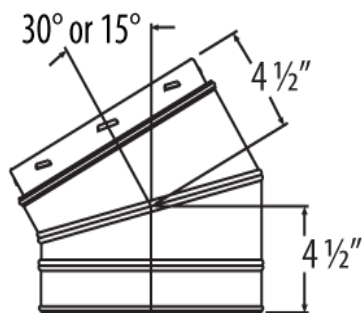
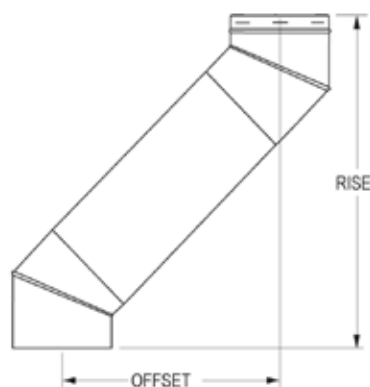


CATHEDRAL SUPPORT BOX

	6"	7"	8"
A	6 1/4"	7 1/4"	8 1/4"
B	9"	11"	11"
C	12"	13"	14 1/4"



	6" dia.	7" dia.	8" dia.
11" high	\$187.71 284106	\$281.07 284107	\$205.63 284108
24" high	\$208.50 284306	\$316.21 284307	\$229.21 284308
36" high	\$230.18 284406	\$421.20 284407	\$254.70 284408



*Note: A few more options are available for 6", 7" & 8". Feel free to call us or check out our website at www.lindemannsupply.com

Offset Elbow Kit
Stainless Steel

	6" dia.	7" dia.	8" dia.
15 degree	\$470.34 281506	\$558.32 281507	\$612.61 281508
30 degree	\$627.09 283006	\$704.46 283007	\$755.86 283008



DURATECH OFFSET ELBOW KITS

These Offset Elbow Kits for DuraTech chimney pipe are ideal when navigating pipe around obstructions such as rafters, ridgepoles, or joists. These kits provide you with a 16" L x 2" W elbow strap, and two elbows: one for the offset, and one for the return to vertical. These elbows also feature a 360° swivel base

used to line up your chimney pipe directionally (angles not adjustable). These Offset Elbow Kits are available in either stainless steel or galvanized, and not available for 10" pipe and above. For 10" - 12" DuraTech chimney pipe and above, elbows and elbow straps will need to be purchased individually.

SIZE 6", 7" & 8" *				SIZE 10" & 12"		
Elbow Angle From Vertical	Chimney Length Between Elbows	Offset Inches	Rise Inches	Chimney Length Between Elbows	Offset Inches	Rise Inches
15°	0"	2"	16 1/2"	0"	2 1/4"	21 1/4"
15°	6"	3 1/4"	21 1/4"	6"	4 1/4"	27 1/4"
15°	9"	4"	24 1/8"	9"	5"	30 1/4"
15°	12"	4 3/4"	27"	12"	5 3/4"	33 1/4"
15°	18"	6 1/4"	32 3/4"	18"	7 1/4"	39"
15°	24"	8"	38 1/2"	24"	9"	44 3/4"
15°	36"	11"	50 1/4"	36"	12"	56 1/4"
15°	48"	14 1/4"	61 3/4"	24" + 24"	14 3/4"	66 3/4"
30°	0"	4"	15 3/4"	0"	6 1/4"	23 3/4"
30°	6"	6 1/4"	20"	6"	8 3/4"	27 3/4"
30°	9"	7 3/4"	22 5/8"	9"	10 1/4"	30 1/4"
30°	12"	9 1/4"	25 1/4"	12"	11 3/4"	33"
30°	18"	12 1/4"	30 1/4"	18"	14 3/4"	38 1/4"
30°	24"	15 1/4"	35 1/2"	24"	17 3/4"	43 1/4"
30°	36"	21 1/4"	46"	36"	23 3/4"	53 3/4"
30°	48"	27 1/4"	56 1/4"	24" + 24"	29"	63"

Offset Elbow Kit
Galvanized

	6" dia.	7" dia.	8" dia.
15 degree	\$383.86 281516	\$468.71 281517	\$482.86 281518
30 degree	\$455.71 283016	\$513.93 283017	\$550.84 283018

Offset Elbow
Stainless Steel

	10" dia.	12" dia.
30 degree	\$830.05 283010	\$1,014.50 283012

DURATECH FLASHINGS & STORM COLLARS

This Roof Flashing is made with galvalume, and used to weather-proof DuraTech chimney pipe that extends through the roof. Select the appropriate roof flashing based on the roof pitch, and purchase a required Storm Collar when installing. The Storm Collar seals along the inner edge to the chimney pipe using high-temperature sealant. We also offer Dead Soft Aluminum (DSA) Roof Flashing designed for metal or tile roofs.



Roof Flashing



Storm Collar



Chase Top Flashing



Snow Splitter

Roof Flashing

6" dia. 7" dia. 8" dia. 10" dia. 12" dia.

0/12 to 6/12	\$103.96 287006	\$118.86 287007	\$129.71 287008	\$185.05 287010	\$194.79 287012
7/12 to 12/12	\$134.70 287106	\$155.52 287107	\$168.38 287108	-	-
13/12 to 18/12	\$200.09 287206	\$229.79 287207	\$261.46 287208	-	-
19/12 to 24/12	\$272.38 287306	\$309.04 287307	\$457.64 287308	-	-

Snow Splitter

\$152.25
280100

The Chase Top Flashing is made with galvalume, and encloses the top of the chase while providing a ventilation air passage. This product is UL listed, includes spacer clips, and requires a Storm Collar when installing.

This Snow Splitter is constructed with paintable, galvanized material and designed to withstand heavy snow loads, diverting snow around chimney, vent and roof flashing. This product features a bendable attachment flange that allows it to mount on any roof slope, and works with 6" - 10" chimney pipe.

FLASHINGS

		6"	7"	8"	10"	11"
0/12 - 6/12	A	8 1/2"	9 1/2"	10 1/2"	12 1/2"	4 1/2"
	B	20"	21"	22"	32"	34"
	C	27"	28"	29"	30"	32"
7/12 - 12/12	A	8 1/2"	9 1/2"	10 1/2"	N/A	N/A
	B	20"	21"	22"	N/A	N/A
	C	30"	31"	33"	N/A	N/A
13/12 - 18/12	A	8 1/2"	9 1/2"	10 1/2"	N/A	N/A
	B	20"	21"	22"	N/A	N/A
	C	34"	36"	38"	N/A	N/A
19/12 - 24/12	A	8 1/2"	9 1/2"	10 1/2"	N/A	N/A
	B	20"	21"	22"	N/A	N/A
	C	30"	31"	32"	N/A	N/A
CHASE TOP OD		19 3/4"	20 3/4"	21 3/4"	34"	36"

DSA Roof Flashing

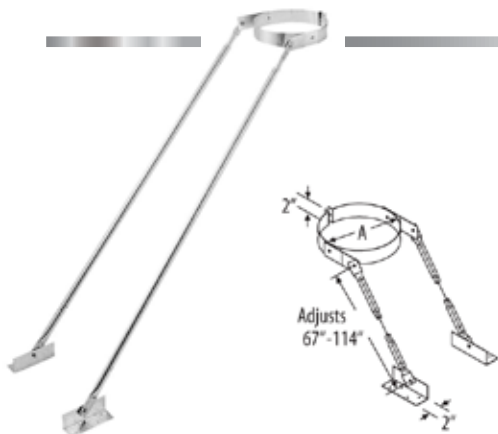
6" dia. 0/12 - 6/12	6" dia. 7/12 - 12/12	8" dia. 0/12 - 6/12	8" dia. 7/12 - 12/12
\$144.70 287016	\$230.88 287116	\$258.52 287018	\$237.72 287118

Storm Collar

5" - 6" dia.	7" - 8" dia.	10" dia.	12" dia.
\$18.79 288006	\$20.77 288007	\$43.82 288010	\$47.07 288012

DURATECH EXTENDED ROOF BRACKETS

These Extended Roof Brackets are required when the DuraTech chimney pipe extends out of the roof more than 4'. The legs on these roof brackets will extend to handle varying roof slopes, and adjust from 67° - 114° lengths.



5" & 7" dia.
(Adjustable)

\$138.13
282605

6" & 8" dia.
(Adjustable)

\$138.13
282606

10" dia.

\$222.39
280610

12" dia.

\$222.39
280612



DURATECH SHIELDS

Attic Insulation Shield



The Attic Insulation Shield is required for installations when DuraTech passes through an attic. It prevents insulation from accumulating near the chimney, and fits over a Firestop Radiation Shield. This product includes base and collar.

Measuring Guidelines

ATTIC INSULATION SHIELD

	6"	7"	8"	10"	12"
A	8"	9"	10"	12"	14"
B	14"	15"	16"	18"	20"

6" dia.	7" dia.	8" dia.
\$102.00 286206	\$129.11 286207	\$136.66 286208

Firestop Radiation Shield



The Firestop Radiation Shield is required for ceiling/floor penetrations when a ceiling support is not used, but is not required for passing through a roof. This shield fits on the ceiling side of the installation and adjusts in height.

Measuring Guidelines

FIRESTOP RADIATION SHIELD

	6"	7"	8"	10"	12"
A	8 1/8"	9 1/8"	10 1/8"	12 1/8"	14 1/8"
B	11 7/8"	12 7/8"	13 7/8"	15 7/8"	17 7/8"
C	14"	15"	16"	18"	20"

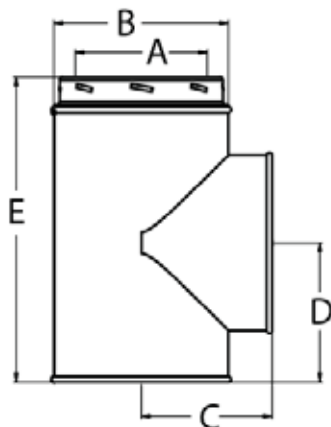
6" dia.	7" dia.	8" dia.	10" dia.	12" dia.
\$78.21 287406	\$121.75 287407	\$98.05 287408	\$405.80 287410	\$372.43 287412

DURATECH TEE & TEE CAPS

Use this Tee & Tee Cap for through-the-wall installations of DuraTech chimney pipe. Its one-piece design enhances its drafting capabilities, and includes an easy-to-remove Tee Cap for cleaning and inspection. This product is available in either stainless steel or galvanized outer wall construction.

Measuring Guidelines

SIZE	5"	6"	7"	8"
A	5"	6"	7"	8"
B	7"	8"	9"	10"
C	5 1/2"	6 1/8"	6 1/2"	7 1/8"
D	6"	6 1/2"	7 1/2"	7 3/4"
E	12 5/8"	13 7/8"	14 1/4"	15 1/4"



	6" dia.	7" dia.	8" dia.	10" dia.	12" dia.
Stainless Steel	\$335.79 283906	\$440.77 283907	\$498.23 283908	\$1,514.52 283910	\$1,582.70 283912
Galvanized	\$254.57 283916	\$332.02 283917	\$356.59 283918	-	-

DURATECH TEE SUPPORT BRACKETS

Use these Adjustable Tee Support Brackets for up to 50' without straps, or 70' with straps for DuraTech chimney pipe. These brackets adjust to provide 2" - 6" of clearance to the wall. These supports should be used for every 8' of DuraTech chimney pipe.



For 10" and 12" DuraTech chimney pipe, we offer Tee Support Brackets that can support 30' of DuraTech chimney pipe, are non-adjustable, and provide 2" of clearance from the wall. Both of these tee support brackets can be installed above or below the tee, but each require a short section of chimney if installed below.

Measuring Guidelines

SIZE	5"	6"	7"	8"
A	7"	8"	9"	10"
B	10"	10"	12"	12"
C	11"	11"	13"	13"
D	11 3/4"	11 3/4"	13 3/4"	13 3/4"

	6" dia.	7" dia.	8" dia.	10" dia.*	12" dia.*
Stainless Steel	\$308.05 284006	-	-	-	-
Galvanized	\$126.77 284016	\$158.48 284017	\$184.23 284018	\$259.73 284010	\$203.49 284012

*Non-Adjustable



DURATECH TERMINATION CAPS

This Termination Cap easily twist-locks onto the end of DuraTech chimney pipe, allowing for quick removal and easy cleaning. These caps are made with stainless steel, and feature a five-year warranty.

The Spark Arrestor screen is sold separately for 5" - 8" Termination Caps (10" - 12" caps include the screen).



Measuring Guidelines

Termination Cap					
	6"	7"	8"	10"	12"
A	6"	7"	8"	10"	12"
B	8"	9"	10"	12"	14"
C	11"	15"	15"	22"	22"
D	7 3/4"	7 3/4"	7 3/4"	10 1/2"	10 1/2"

6" dia.	7" dia.	8" dia.	10" dia.*	12" dia.*
\$113.89 289906	\$155.52 289907	\$204.04 289908	\$365.23 289910	\$381.46 289912

*Includes Spark Arrestor

5" - 8"	
Spark Arrestor for Termination Cap	\$22.82 280101



DURATECH WALL THIMBLES & WALL STRAPS

Wall Thimbles

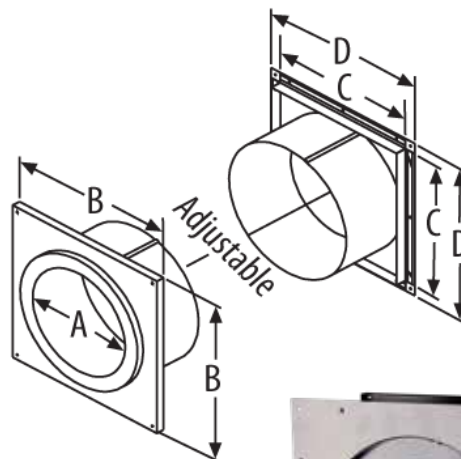
This Wall Thimble for DuraTech chimney pipe can adjust from 4" - 10", depending on width of the combustible wall that the pipe will be passing through. The thimble must be installed horizontally with the chimney pipe extending a minimum of 6" into the room beyond the interior wall.

6" dia.	7" dia.	8" dia.	10" dia.	12" dia.
\$100.02 286306	\$202.89 286307	\$127.73 286308	\$585.41 286310	\$412.30 286312

Measuring Guidelines

WALL THIMBLE

	6"	7"	8"	10"	12"
A	8 1/8"	9 1/8"	10 1/8"	12 1/8"	14 1/8"
B	14"	16"	16"	20"	22"
C	11 7/8"	12 7/8"	13 7/8"	15 7/8"	17 7/8"
D	14"	15"	16"	18"	20"



Wall Straps

Use these Wall Straps for interior or exterior installations to add support for DuraTech pipe runs! These wall straps are designed to provide 2" - 6" clearance to combustible walls, as well as fit multiple diameters of chimney pipe. DuraTech wall straps are required for every 8' of DuraTech pipe, and come available in either stainless steel or galvanized options.



	5" & 7"	6"	8"	10"	12"
Stainless Steel	\$88.25 280515	\$92.11 280806	\$98.05 280808	- -	- -
Galvanized	- -	\$52.48 280706	\$68.32 280708	\$104.82 280710	\$127.70 280712

Looking for larger sizes? Give us a call today!

DURATECH LOCKING BANDS

The Locking Band is optional, but helps provide extra security for tee connections, elbow connections, and pipe joints.

6" dia.	7" dia.	8" dia.
\$12.86 289106	\$13.86 289107	\$14.84 289108



R-CO CHIMNEY SURROUNDS



These products will require 1 1/2" screws (20+) and 3 1/2" - 4" (10) screws. The flashing, rain cap & trim, screws, and lag bolts are not included.

Does not include flashing, cap, trim, screws or lag bolts. Does not qualify for Free Shipping.

These Decorative Chimney Surrounds add value to any home by concealing unsightly, class "A" chimney pipe - making it virtually impossible to tell from the ground that it's not a real chimney. These surrounds are made of 22 gauge steel, with a special, rust-resistant coating, and are pre-cut to a 4/12 pitch. For other pitches, simply modify the cut and then attach the surround with mounting brackets (included). These chimney surrounds come in either square or rectangle designs.

Decorative Chimney Surround Outside Measurements:

Square: 23 1/2" x 23 1/2" x 4' H

Rectangle: 23 1/2" x 18 3/4" x 4' H

The Square and Rectangle Cap & Trim Kits include a top crown, and a brick row that steps out just like a corbel for ultra-dimensional, real-chimney appeal. *These do not replace installation of an actual cap.*

Decorative Chimney Surround - Square	\$351.85 611123
Decorative Chimney Surround - Rectangle	\$304.10 611118
Surround Cap & Trim Kit - Square	\$231.65 611102
Surround Cap & Trim Kit - Rectangle	\$182.80 611101

DO YOU NEED A CUSTOM SIZE OR COLOR FOR YOUR CHIMNEY SURROUND? FLEX-E-BRICK HAS YOU COVERED!



BEFORE



AFTER

BRICK COLORS AVAILABLE:

- FLAMED GREY
- BURNED RED
- FIREHOUSE
- SIERRA
- ALASKAN WHITE

MORTAR COLORS:

WHITE • GREY • SAND • BROWN

★ CALL US TODAY FOR ORDERING OPTIONS! ★



DURAVENT TYPE B GAS VENT PIPE



DuraVent Type B Gas Vent Pipe features the DuraLock connecting system, and can be used as a connector, or a standalone vent pipe. This pipe is for use with natural gas fireplaces, gas-fired category I furnaces, boilers, water heaters, and wall or space heating appliances. The recessed, inner wall is .012" aluminum while the outer wall is .018" galvanized and adds 5/8" in wall thickness.

DuraVent Type B Gas Vent is UL and ULC listed, with 1" clearance for residential installations and comes with a limited lifetime warranty.

Check out the secure, easy-to-connect, DuraLock connection below.



**Additional product information, technical specifications,
and more sizes available on our website!**

Type B Gas Vent Pipe

	4" dia.	5" dia.	6" dia.	7" dia.
6" length	\$16.29 260604	\$18.77 260605	\$21.86 260606	\$30.43 260607
12" length	\$15.77 261204	\$19.18 261205	\$22.44 261206	\$33.24 261207
18" length	\$19.22 261804	\$22.69 261805	\$25.93 261806	\$41.26 261807
24" length	\$24.75 262404	\$30.04 262405	\$36.08 262406	\$51.71 262407
36" length	\$34.04 263604	\$40.46 263605	\$46.87 263606	\$68.42 263607
48" length	\$44.05 264804	\$52.08 264805	\$60.47 264806	\$86.87 264807
60" length	\$53.26 266004	\$61.50 266005	\$70.88 266006	\$106.14 266007

Type B Gas Vent Adjustable Pipe

	4" dia.	5" dia.	6" dia.	7" dia.
3" - 10" length	\$21.57 260304	\$24.97 260305	\$27.56 260306	\$35.09 260307



TYPE B GAS VENT UNIVERSAL ADAPTER

These Female and Male Universal Adapters connect DuraVent Type B Gas Vent Pipe to other, listed gas vent pipes manufactured by other companies.

	4" dia.	5" dia.	6" dia.	7" dia.
Female	\$22.98 265004	\$23.51 265005	\$24.03 265006	\$58.51 265007
Male	\$19.94 265104	\$21.27 265105	\$27.16 265106	\$93.61 265107

TYPE B GAS VENT TRIM COLLARS

The Trim Collar for Type B Gas Vent is used in conjunction with a wall thimble as a decorative collar when passing the gas pipe through a masonry wall.

4" dia.	5" dia.	6" dia.
\$5.59 268104	\$5.80 268105	\$7.32 268106




TYPE B GAS VENT DRAFT HOOD CONNECTORS

This Draft Hood Connector for Type B Gas Vent is used to connect appliance, or single-wall connectors to the vent system.

4" dia.	5" dia.	6" dia.	7" dia.
\$15.96 265204	\$16.22 265205	\$19.32 265206	\$45.01 265207

TYPE B GAS VENT ELBOWS

Adjustable Elbows for Type B Gas Vent provide offsets for wall obstructions, and adjust to varying degrees. The 90° elbow adjusts from 0° - 90°, and the 45°/60° elbow adjusts from 45° - 60°.



	4" dia.	5" dia.	6" dia.	7" dia.
45/60 degree	\$25.96 264504	\$29.83 264505	\$36.08 264506	\$74.11 264507
90 degree	\$44.00 269004	\$54.47 269005	\$62.91 269006	\$96.14 269007

Measuring Guidelines

90 DEGREE ELBOW			45/60 DEGREE ELBOW		
SIZE	A	B	SIZE	A	B
4"	6"	5½"	4"	4½"	4½"
5"	6½"	6½"	5"	4½"	4½"
6"	6¾"	6¾"	6"	5"	5"
7"	7¾"	7½"	7"	6½"	6¼"

TYPE B GAS VENT ROOF FLASHINGS & STORM COLLARS

Measuring Guidelines

STANDARD			STEEP ROOF		
	A	B		A	B
4"	4 $\frac{5}{8}$ "	18 $\frac{3}{8}$ "	4"	4 $\frac{3}{4}$ "	17"
5"	5 $\frac{5}{8}$ "	20"	5"	5 $\frac{3}{4}$ "	18"
6"	6 $\frac{3}{4}$ "	21 $\frac{1}{2}$ "	6"	6 $\frac{3}{4}$ "	19 $\frac{1}{2}$ "
7"	7 $\frac{3}{4}$ "	22 $\frac{1}{2}$ "	7"	7 $\frac{3}{4}$ "	20 $\frac{1}{2}$ "

These Roof Flashings for Type B Gas Vent are made with galvalume, and used to weather proof the vent pipe that reaches past the roof. Available in either adjustable or steep designs, the Adjustable Roof Flashing has a range from 0/12 to 6/12, while the Steep Roof Flashing has a range from 7/12 to 12/12. Storm Collars are used to maintain a tight, weather resistant seal, and are required when installing these roof flashings.

Roof Flashing


	4" dia.	5" dia.	6" dia.	7" dia.
Adjustable	\$16.20 267104	\$25.72 267105	\$35.49 267106	\$44.10 267107
Steep	\$41.97 267204	\$46.71 267205	\$60.22 267206	\$72.75 267207

Storm Collar

4" dia.	5" dia.	6" dia.	7" dia.
\$4.39 268004	\$8.83 268005	\$9.24 268006	\$10.85 268007



Standard Flashing



Steep Flashing



Storm Collar



DuraCap

TYPE B GAS VENT CAPS



High-Wind

The High-Wind Cap is for vertical terminations of Type B Gas Vent only, and is designed to deter downdrafts, and improve ventilation in high wind conditions. Made with Aluminum.

The DuraCap is for vertical terminations of Type B Gas Vent only, and is designed to provide excellent rain protection, while still allowing for optimum ventilation. Made with Aluminum.

	4" dia.	5" dia.	6" dia.	7" dia.
High-Wind	\$34.95 269804	\$37.09 269805	\$43.38 269806	\$66.31 269807
DuraCap	\$21.49 269904	\$29.29 269905	\$36.62 269906	\$44.01 269907



TYPE B GAS VENT FIRESTOP SPACER & SQUARE SUPPORT

A Firestop Spacer or Square Firestop Support are required for Type B Gas Vent Pipe when passing through a ceiling.

The Square Firestop Support includes 16" long straps, and support clamp that prevents pipe section from slipping downwards.

	4" dia.	5" dia.	6" dia.	7" dia.
Firestop Spacer	\$9.51 266104	\$9.51 266105	\$9.51 266106	\$33.76 266107
Square Firestop Support	\$21.98 266404	\$17.21 266405	\$17.60 266406	\$37.93 266407

TYPE B GAS VENT TEE & TEE COVER

This Standard Tee for Type B Gas Vent features a swivel branch for alignment, and can be used for a 90° offset or to combine connectors from two or more appliances into a common vent. The Tee Cap is used to terminate the Standard Tee, allowing for quick cleaning with its easy-to-remove design.

	4" dia.	5" dia.	6" dia.	7" dia.
Standard Tee	\$54.30 263904	\$60.50 263905	\$66.52 263906	\$87.97 263907
Tee Cap	\$4.43 263104	\$5.47 263105	\$6.10 263106	\$12.07 263107



DuraVent
Member of M&G Group



TYPE B GAS VENT WALL THIMBLE & STRAPS

This Wall Thimble for Type B Gas Vent is used when passing pipe through a combustible wall, and can adjust from 3 1/2" - 6" depending on wall thickness. Trim Collars (page 48) can be used in conjunction with the wall thimble as a decorative collar.

Wall Straps are used to provide support for offsets and for horizontal, Type B Gas Vent Pipe runs. The legs on these straps can be rotated 360° to conceal the screw. This product should be used every 4' to support vertical ventilation.

WALL THIMBLE				
A	4 3/4"	5 3/4"	6 3/4"	7 3/4"
B	8 1/2"	9 1/2"	10 1/2"	11 1/2"

	4" dia.	5" dia.	6" dia.	7" dia.
Wall Thimble	\$25.40 266304	\$28.24 266305	\$42.91 266306	\$38.51 266307
Wall Strap Use every 4'	\$24.22 260404	\$27.11 260405	-	-

DIRECTVENT PRO PIPE

DuraVent DirectVent Pro sets the standard for direct vent, gas appliance venting, and features an innovative design with tight, inner connections. There are no extra gaskets or sealants required, unless specified by the appliance manufacturer. DirectVent Pro features a laser welded outer wall with low profile locks, avoiding unsightly beads and hems. This presents a smooth, sleek pipe that's elegant enough for any home decor. DirectVent Pro pipe has two functions: the aluminum inner wall heats up quickly to exhaust flue gases, and the space between the inner/outer walls provides a conduit for outside air to be drawn in and used as combustion air.

DirectVent Pro is available in 4" x 6 5/8" (inner/outer dia.) or 5" x 8" (inner/outer dia.) with a galvanized or black painted outer wall. This product is UL listed with the appliance as part of the system, and clearances must be specified by the appliance manufacturer.

Pipe Extensions and Adjustable Pipe are used to add length to a straight, DirectVent Pro pipe. Pipe Extensions adjust 3" - 7" or 3" - 14 1/2", and come in galvanized or black painted, outer walls. Adjustable Pipe telescopes from 11" - 17" or 17" - 24", and comes in galvanized or black painted, outer walls.

DirectVent Pro Pipe

		6" length	12" length	24" length	36" length	48" length
Black	4" x 6 5/8"	\$57.32 279061A	\$62.85 279061	\$81.47 279041	\$99.48 279031	\$118.92 279021
Galvanized	4" x 6 5/8"	\$32.35 279066	\$42.62 279060	\$58.20 279040	\$71.07 279030	\$84.93 279020
Galvanized	5" x 8"	- -	\$50.13 279360	\$68.45 279340	\$83.60 279336	\$99.93 279320

DirectVent Pro Pipe Extension (Like a slip connector)

		3" - 7" length	3" - 14 1/2" length
Black	4" x 6 5/8"	\$48.65 279118	\$55.40 279126
Galvanized	4" x 6 5/8"	\$31.67 279108	\$37.57 279116
Galvanized	5" x 8"	\$37.30 279181	\$46.95 279168

DirectVent Pro Adjustable Pipe

		11" - 17" length	17" - 24" length
Black	4" x 6 5/8"	\$107.28 279111	\$114.95 279171
Galvanized	4" x 6 5/8"	\$58.05 279110	\$66.73 279017
Galvanized	5" x 8"	\$71.08 279178	\$74.72 279124

DuraVent
Member of M&G Group



Additional product information, technical specifications, and more sizes available on our website!



**STANDARD CO-AXIAL
TO CO-LINEAR CONNECTOR**

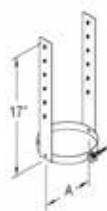
A	B	C	D
10 1/2"	3"	7 1/2"	7 1/8"

DIRECTVENT PRO STANDARD CO-AXIAL TO CO-LINEAR ADAPTER

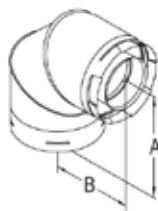
This Co-Axial to Co-Linear Adapter for DirectVent Pro converts the 4" x 6 5/8" direct vent pipe to two, 3" liners. One liner exhausts the flue gases while the other liner provides combustion air. These adapters do not include the required 3" aluminum liners, chimney liner termination kit, or termination cap. Always check with the appliance manufacturer for specifications and recommendations.

DirectVent Pro Termination Kits are also available!

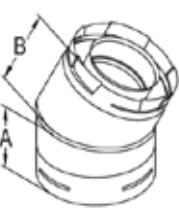
Co-Axial to Co-Linear Adapter	\$184.40 279233
DirectVent Pro Termination Kit	\$199.00 279231



A = 6 5/8"



A&B = 6 1/2"



A&B = 4 1/4"

Elbow
Black Outer Wall

45 degree 90 degree

4" x 6 5/8"	\$75.20 279451	\$87.85 279901
--------------------	-------------------	-------------------

DIRECTVENT PRO ELBOWS & ELBOW STRAPS

DirectVent Pro Elbows feature twist-lock construction and swivel bases - allowing the lock to remain fully engaged while aligning to the desired directions. The elbows are available in either black or galvanized outer walls, and are fixed at 45° or 90°. The Elbow Straps are 17" long - designed for even the most challenging installations.

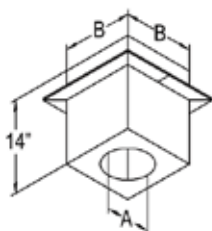
4" x 6 5/8"

Elbow Strap	\$18.45 279890
--------------------	-------------------

Elbow
Galvanized Outer Wall

45 degree 90 degree

4" x 6 5/8"	\$57.48 279450	\$67.23 279903
5" x 8"	\$70.15 279345	\$81.82 279390




Cathedral Ceiling Support Box
A = 6 7/8"
B = 10 5/8"

DIRECTVENT PRO CATHEDRAL CEILING SUPPORT BOX

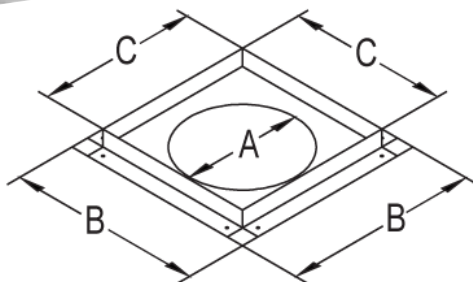
This Cathedral Ceiling Support Box is used when passing DirectVent Pro pipe through vaulted or flat ceilings. This support box is painted black, and includes a support clamp and trim.

4" x 6 5/8"	\$115.32 279410
5" x 8"	\$144.15 279411



DIRECTVENT PRO CEILING FIRESTOP

This Ceiling Firestop is required for multi-story, vertical installations at the second floor and any subsequent floors.



CEILING FIRESTOP

A	B	C
6 ³ / ₄ "	11"	9"

4" x 6 ⁵/₈"

\$14.02
279630

5" x 8"

\$17.53
279635

DIRECTVENT PRO ROOF FLASHINGS

These Roof Flashings for DirectVent Pro are made with galvalume, and used to weatherproof the vent pipe that reaches past the roof. Available in either adjustable or steep designs, the Adjustable Roof Flashing has a range from 0/12 to 6/12, while the Steep Roof Flashing has a range from 7/12 to 12/12.



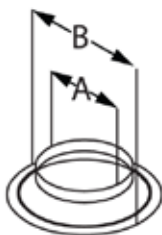
Steep Roof Flashing



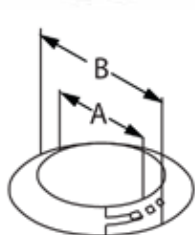
Adjustable Roof Flashing

	4" x 6 ⁵ / ₈ "	5" x 8"
Adjustable - 0/12 to 6/12	\$40.88 279430	\$75.48 279435
Steep - 7/12 to 12/12	\$77.55 279431	\$133.85 279436

279530



279535



DIRECTVENT PRO STORM COLLARS

Storm Collars are used to maintain a tight, weather resistant seal, and are required when installing these roof flashings. They feature a raised beveled collar, effective at shedding rain away from the flashing. The outside dimension is 10 ⁵/₈".

	4" x 6 ⁵ / ₈ "	5" x 8"
Storm Collar	\$11.88 279530	\$19.45 279535

DIRECTVENT PRO TERMINATION CAPS



Low-Profile Termination Cap

These Low-Profile Termination Caps made with aluminum are for vertical terminations of DirectVent Pro pipe

only. They provide protection from rain and debris while still providing excellent ventilation.

4" x 6 5/8"

\$113.40
279800

5" x 8"

\$129.65
279805



High-Wind Termination Cap

The High-Wind Termination Cap for DirectVent Pro provides improved draft performance in high wind conditions. It prevents downdraft, and stops rain and debris from entering the pipe. This cap

is for vertical terminations only. Also available with 3" intake and 3" exhaust for any appliance requiring a dual linking air system.

4" x 6 5/8"

\$95.72
279910

5" x 8"

\$113.68
279915

Intake 3" / Exhaust 3"

\$215.38
279238

Square Horizontal Termination Cap

The Square Horizontal Termination Cap is for use with standard and high-wind, through-the-wall terminations of DirectVent Pro pipe. Be sure to check the appliance

manufacturer's instructions for minimum clearances from windows, doors, etc. This cap is for horizontal terminations only.

HORIZONTAL RAIN CAP

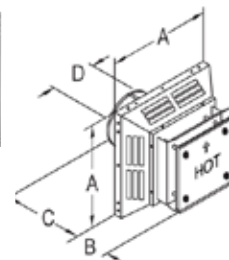
A	B	C	D
13 1/2"	6 7/8"	12 1/2"	6 5/8"

4" x 6 5/8"

\$237.45
279840

5" x 8"

\$269.98
279845



DIRECTVENT PRO VINYL SIDING STANDOFF

Use this Vinyl Siding Standoff as a heat shield for DirectVent Pro on structures with vinyl siding, or other heat sensitive material to prevent warping and/or melting of the material. This product should only be used with horizontal terminations, and on any irregular surfaced siding.

VINYL SIDING STANDOFF

A	B	C
6 3/4"	17 1/2"	13 1/2"

VINYL SIDING STANDOFF KIT

A	B	C
12 7/8"	10 7/8"	3"

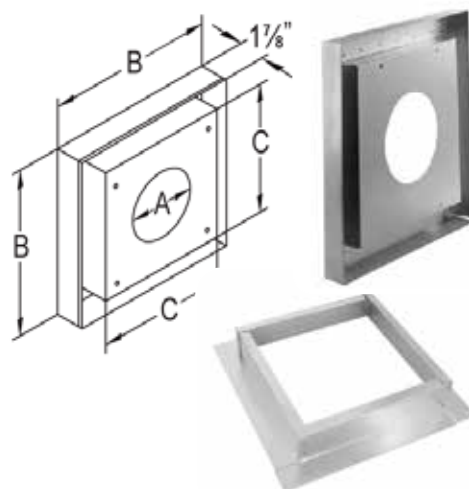
4" x 6 5/8"

\$76.88
279500

5" x 8"

\$119.22
279505

Standard





DIRECTVENT CO-LINEAR KIT & FLEX

Use these Co-Linear Kits & Flex when installing a DirectVent, co-linear insert into a masonry chimney.

These kits include: choice of either High-Wind Termination Cap or Prairie Termination Cap, and two pieces of aluminum flex lengths - one red (exhaust) and one green (air intake).

Flex Lengths:

- (279235) Flex Kit & High-Wind Cap includes: 2, 3" x 35' flex lengths
- (279236) Flex Kit & Prairie Cap includes: 2, 3" x 35' flex lengths
- (279234) Flex Kit & Prairie Cap includes: 1, 3" x 35' flex length and 1, 4" x 35' flex length

High-Wind 3" x 35' (2)	Prairie 3" x 35' (2)	Prairie 3" x 35' (1) & 4" x 35' (1)
\$404.48 279235	\$446.33 279236	\$446.33 279234


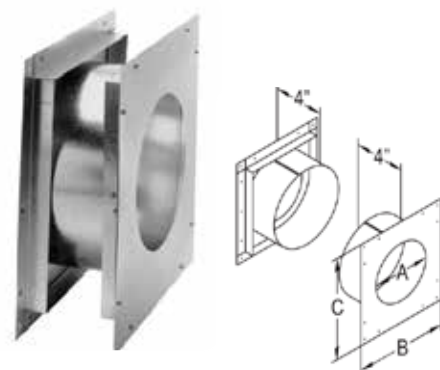
DIRECTVENT PRO WALL THIMBLES

Wall Thimble

This Wall Thimble for DirectVent Pro provides a complete wall-pass-through and firestop, when used with the Square Horizontal Cap. When installing, refer to the appliance manufacturer's installation instructions.

WALL THIMBLE		
A	B	C
6 3/4"	11"	12" Standard
6 3/4"	9"	9" Smaller

4" x 6 5/8"	5" x 8"
\$58.20 279420	\$79.02 279425



Ceiling Support/Wall Thimble Cover

The Ceiling Support/Wall Thimble Cover for DirectVent Pro is used as a decorative cover for horizontal wall thimble or flat ceiling installations. This support/cover fits over the wall thimble face plate, and comes with an insulation ring to reduce air infiltration where the pipe slips through the thimble.

CEILING SUPPORT/WALL THIMBLE COVER	
A = 6 7/8"	B & C = 13"

4" x 6 5/8"	5" x 8"
\$74.15 279400	\$85.22 279405

Wall Strap

This Wall Strap is used to support DirectVent Pro pipe, and is recommended for use on every 4' of vertical pipe run. This strap provides a 1" clearance after proper installation.

4" x 6 5/8"	5" x 8"
\$25.32 279880	\$28.83 279885



PELLETVENT PRO PIPES



PelletVent Pro is the leading pipe for venting wood pellets, and oil fuel. It is also built to vent biofuel such as corn, switch grass, pellets, cherry pits, soy beans, coffee husks, sunflower shells, and walnut hulls. PelletVent Pro's laser-welded, metal-to-metal sealed inner and outer walls prevent against any form of leakage. The inner wall is constructed with .012" stainless steel, and the outer wall features .018" galvalume construction. Furthermore, a high-temperature, silicone "o-ring" is encapsulated between these welded inner and

outer walls at the joints, providing a superior, secondary seal.

This double-wall, air-insulated vent pipe partners with factory sealed, solid-seam constructed elbows, tees and fittings. PelletVent Pro is c-UL-us listed to UL 641, ULC listed to ULC S609, and ULC/ORD C441, while providing 1" clearance to combustibles in the USA and Canada. PelletVent Pro pipe and components are available in either galvanized or black outer wall, and feature a limited lifetime warranty.

Additional product information, technical specifications, and more sizes available on our website!

PelletVent Pro Pipe Galvanized Outer

	6" length	12" length*	12" length	18" length*	24" length	36" length	60" length
3" diameter	\$30.74 170603	\$59.83 170303	\$44.03 171203	\$91.91 170403	\$58.17 172403	\$79.79 173603	\$114.04 176003
4" diameter	\$32.89 170604	\$66.16 170304	\$47.03 171204	\$101.73 170404	\$73.46 172404	\$95.41 173604	\$129.33 176004
	*(3" - 10") Adjustable Size		*(3" - 16") Adjustable Size				

PelletVent Pro Pipe Black Outer

	6" length	12" length*	12" length	18" length*	24" length	36" length	60" length
3" diameter	\$43.20 170613	\$71.47 170313	\$57.84 171213	\$109.87 170413	\$72.30 172413	\$90.26 173613	\$135.15 176013
4" diameter	\$53.69 170614	\$93.91 170314	\$74.29 171214	\$144.46 170414	\$100.23 172414	\$117.53 173614	\$155.76 176014
	*(3" - 10") Adjustable Size		*(3" - 16") Adjustable Size				



PELLETVENT PRO ADAPTERS & INCREASERS



Appliance Adapter



Flex Adapter



Appliance Adapter
Increaser



Increaser

Appliance Adapter: used to easily attach an appliance outlet to PelletVent Pro vent pipe, and is available in either galvanized or black, outer galvalume.

Flex Adapter: used to connect PelletVent Pro to BioFlex when relining a masonry chimney.

Appliance Adapter Increasers: attach to the appliance adapter (not directly to the unit), allowing 4" PelletVent Pro pipe to easily connect with a 3" appliance outlet. This product is available in either galvanized or black, outer galvalume.

Increaser: is used to transition from a 3" pipe to a 4" pipe, and does not act as a decreaser or stove adapter.

Chimney Adapter: used to transition existing chimney such as DuraTech, DuraPlus or DuraPlus HTC to PelletVent Pro vent pipe.

Galvanized Outer

Black Outer

	3" dia.	4" dia.
Appliance Adapter	\$23.93 175203	\$25.92 175204
	3" - 4" dia.	
Appliance Adapter Increaser	\$87.43 173403	
Increaser	\$75.45 173503	

	3" dia.	4" dia.
Appliance Adapter	\$35.90 175313	\$67.90 175314
Flex Adapter	\$30.17 172503	\$24.91 172504
	3" - 4" dia.	
Appliance Adapter Increaser	\$113.86 173413	

	3" - 6" dia.	3" - 8" dia.	4" - 6" dia.	4" - 8" dia.
Chimney Adapter	\$106.06 170301	\$130.99 170302	\$111.37 170305	\$134.82 170306

Harman Black Stove Adapter



Harman Adapter

The Harman Adapter is used to provide a secure, tight fit between the exhaust outlet on any Harman Pellet Stove and PelletVent Pro vent pipe.

3" dia.

\$36.19
175206



Harman Adapter Increaser

The Harman Adapter Increaser is used to increase the vent diameters of Harman Pellet Stoves from 3" exhaust to 4" PelletVent Pro pipe.

3" - 4" dia.

\$114.38
175207

PELLETVENT PRO CEILING & ROOF SUPPORTS



**Ceiling Support
Firestop Spacer - 3"**



**Ceiling Support
Firestop Spacer - 1"**



**Cathedral Ceiling
Support Box**

Ceiling Support Firestop Spacers are required where PelletVent Pro vent pipe passes through a ceiling (1" clearance or 3" clearance). The Cathedral Ceiling Support Box is used to support PelletVent Pro vent pipe while providing a protective passageway through the ceiling, and includes a support clamp and 2" trim collar.

Ceiling Support Firestop Spacer

	3" dia.	4" dia.
1" clearance	\$63.67 176103	\$74.29 176104
3" clearance	\$36.04 176203	\$42.25 176204

Cathedral Ceiling Support Box

3" dia.	4" dia.
\$132.02 174203	\$132.02 174204

PELLETVENT PRO CEILING SUPPORT/WALL THIMBLE COVER & REDUCTION COLLAR

The Ceiling Support/Wall Thimble Cover is used to provide a decorative finish to ceiling support boxes and wall thimbles. This cover should be used with the Reduction Collar, which reduces the hole diameter in the Ceiling Support/Wall Thimble Cover to fit either a 3" or 4" PelletVent Pro vent pipe. The Reduction Collar can also be used as a trim collar when penetrating a masonry chimney.



Ceiling Support/Wall Thimble Cover

3" - 4" dia.

\$68.31
176703

Reduction Collar

3" dia.

\$26.40
176603

4" dia.

\$26.40
176604

PELLETVENT PRO ELBOWS



Both the 45° and 90° Elbows include a 360° swivel base; allowing you to rotate and align with PelletVent Pro vent pipe to offset obstructions as needed (angles are non-adjustable). These elbows come in either galvanized or black galvalume outer walls.

Galvanized Outer

	3" dia.	4" dia.
45 degree	\$77.79 174503	\$88.10 174504
90 degree	\$97.25 179003	\$122.35 179004

Black Outer

	3" dia.	4" dia.
45 degree	\$86.76 174513	\$109.55 174514
90 degree	\$109.55 179013	\$142.62 179014

PELLETVENT PRO FLASHINGS & STORM COLLARS

This Adjustable Flashing is used to weather proof the penetration of PelletVent Pro vent pipe through the roof, and adjusts from 0/12 - 6/12 pitches. The Storm Collar is used to maintain the tight, weather resistant seal between the vent pipe and flashing, and is required when installing the Adjustable Flashing.

Adjustable Flashings - 0/12 to 6/12

3" dia.	4" dia.
\$24.91 177103	\$27.75 177104



Storm Collar

3" dia.	4" dia.
\$7.13 178003	\$8.30 178004



PELLETVENT PRO CAPS



Vertical Cap

Use the Vertical Cap for vertical terminations of PelletVent Pro when the vent pipe reaches above the roof line.

3" dia.

\$72.30

179903

4" dia.

\$77.12

179904

Horizontal Cap

The round, Horizontal Cap features a swivel collar to adjust exhaust direction. This cap is made of laser-welded, stainless steel inner/outer walls, to resist corrosion from biofuels.

3" dia.

\$54.74

179913

4" dia.


\$61.88

179914



Square Horizontal Cap

The Square Horizontal Cap is used for horizontal terminations of PelletVent Pro vent pipe only, and features a swivel collar to adjust exhaust direction.



3" dia.

\$60.74

179103

4" dia.

\$70.01

179104



House Shield

The House Shield is used to protect the exterior of the structure from blower discharge in horizontal venting applications, and must be used in installations with 3" clearance wall thimbles.

3" dia.

\$33.23

176803

4" dia.

\$49.04

176804

PELLETVENT PRO SHIELDS



Attic Insulation Shield

The Attic Insulation Shield is required for installations passing through an attic to prevent insulation and debris from accumulating near the vent pipe. This shield provides a 1" clearance to combustibles.

3" dia.

\$66.99

174003

4" dia.

\$66.99

174004



PELLETVENT PRO TEES & TEE CAPS



Single Tee &
Cleanout Tee Cap



Adapter Tee &
Cleanout Tee Cap

Galvanized Outer

	3" dia.	4" dia.
Single Tee & Cleanout Tee Cap	\$130.33 173903	\$136.32 173904
Adapter Tee & Cleanout Tee Cap	\$130.33 174103	\$136.32 174343

Use the Double Tee & Cleanout Tee Cap for 90° offsets, and cleanout access for horizontal or vertical terminations. They swivel for easy alignment of PelletVent Pro vent pipe and incorporate a removable, twist-lock Cleanout Tee Cap.

Galvanized Outer Black Outer

Double Tee & Cleanout Tee Cap - 3"	\$254.45 174303	\$254.45 174313
Double Tee & Cleanout Tee Cap - 4"	-	\$272.53 173814



The Increaser Adapter Tee & Cleanout Tee Cap attaches directly to an appliance as an adapter, converting 3" appliance exhausts to 4" PelletVent Pro vent pipe. They are used for 90° offsets, and incorporate a removable, twist-lock Cleanout Tee Cap.

Galvanized Outer Black Outer

Increaser Adapter Tee & Cleanout Tee Cap	\$138.90 170295	\$150.57 170298
---	--------------------	--------------------

The Single Tee & Cleanout Tee Cap is used for 90° offsets, and swivels for alignment of PelletVent Pro vent pipe. This tee includes a removable, twist-lock Cleanout Tee Cap.

Cleanout Tee Caps are tight fitting by design, can be removed with a strap wrench or rubber gloves, and can be purchased as a replacement.

This Adapter Tee & Cleanout Tee Cap is used for 90° offsets, and attaches directly to an appliance as an adapter.

Black Outer

	3" dia.	4" dia.
Single Tee & Cleanout Tee Cap	\$141.63 173913	\$150.94 173914
Adapter Tee & Cleanout Tee Cap	\$141.62 174113	\$177.29 174353




PELLETVENT PRO WALL THIMBLE & WALL STRAP

The PelletVent Pro Wall Thimble is used for through-the-wall installations, and fits between standard wall studs. These thimbles come with an insulation ring to reduce air infiltration where the pipe slips through the thimble.

The Adjustable Wall Strap is used to support the vent pipe or tee sections and adjusts to provide a 1" - 3" clearance.

Wall Thimble

	3" dia.	4" dia.
1" clearance	\$83.10 176303	\$89.27 176304



Adjustable Wall Strap

3" dia.	4" dia.
\$32.40 176903	\$35.06 176904



CONTACT US TODAY FOR
MORE INFORMATION!

LINDEMANN U EVENTS PROVIDE AN INTIMATE AND
HIGH POWERED OPPORTUNITY FOR DYNAMIC,
GROWTH MINDED, BUSINESS OWNERS. DEDICATE SOME
OFF-SITE TIME WITH US TO FOCUS ON BRINGING YOUR
BUSINESS TO THE NEXT LEVEL!



Additional product information, technical specifications, and more sizes available on our website!

DVL DOUBLE-WALL STOVEPIPES

DuraVent DVL is a double-wall, black stovepipe for connecting wood stoves to manufactured chimneys. This pipe is constructed with .016" stainless steel inner wall, and .018" painted black, galvanized outer wall. Featuring an air-insulated, double-wall design which reduces clearances to combustibles from 18" - 6", DVL improves stove performance by maintaining high flue gas temperatures for a strong, steady draft. The inner wall is constructed with stainless steel, allowing the flue to heat up faster and stay hot longer - minimizing creosote build-up. DVL Double-Wall Stovepipe is c-UL-us

listed to ULC S641 and comes with a limited lifetime warranty.

The DVL Telescoping Length makes adjusting for odd runs quick and easy for stove to ceiling support boxes, or finishing collars. The telescoping lengths come in either 46" (adjusts 29" - 46") or 68" (adjusts 40" - 68").

A smaller, DVL Adjustable Pipe adds length to standard DVL pipe and fills in for those short, final connections. The adjustable pipe comes in 12" lengths and adjusts to add 2" - 11" of length.



DVL Black Stovepipe

	6" dia.	8" dia.
6" Length	\$61.70 290606	\$87.40 290608
12" Length	\$65.95 291206	\$99.58 291208
18" Length	\$78.40 291806	\$128.88 291808
24" Length	\$108.61 292406	\$139.05 292408
48" Length	\$167.00 294806	\$225.11 294808

DVL Telescoping Pipe

	6" dia.	8" dia.
48" Length (adjusts 29" - 46")	\$197.88 294206	\$259.96 294208
68" Length (adjusts 40" - 68")	\$262.54 296806	- -

DVL Adjustable Pipe

	6" dia.	8" dia.
12" Length (adjusts 2" - 11")	\$81.89 290306	\$115.42 290308

DVL STOVE ADAPTERS

This DVL Stove Adapter connects DVL vent pipe to an appliance flue outlet, and has an installed height of 5". This product comes available with or without a damper section.

Stove Adapter

6" dia.	8" dia.
\$58.37 295206	\$90.19 295208

Stove Adapter & Built-In Damper

6" dia.	8" dia.
\$79.82 295306	\$123.46 295308





DVL Chimney Adapter with Trim

This Chimney Adapter & Trim is used to properly install a through-the-wall or ceiling support from double-wall, DVL vent pipe to: DuraTech, DuraPlus, DuraPlus HTC, and DuraLiner - providing a strong, mechanical connection. Painted black, this adapter will work with all 6" - 8" DuraPlus, 6" - 8" DuraPlus HTC, and 7" - 8" DuraTech installations.

6" dia.

 \$69.21
296006

8" dia.

 \$78.95
296008

DVL ADAPTERS



Oval-to-Round Adapter

Oval-To-Round Adapters are used to convert ovalized flue collars on appliances to round, DVL vent pipe. Available in either 8" oval - 6" round, or 8" oval - 8" round. These adapters have an inside flue outlet dimension of 6 5/8" x 9 1/2" with an installed height of 14 1/2".

8" oval - 6" round

 \$138.67
295406

8" oval - 8" round

 \$138.67
295408

45 Degree
90 Degree

DVL ADJUSTABLE ELBOWS

These 45° and 90° DVL Elbows are used for offsetting obstructions as needed, and feature adjustable angles. These elbows are not recommended for rear-exit appliances.

6" dia.
8" dia.
45 Degree

 \$86.00
294506

 \$122.23
294508

90 Degree

 \$128.84
299006

 \$174.56
299008

DVL INCREASERS

The DVL Increasers are used to increase ventilation from a smaller appliance flue outlet to a larger diameter DVL stovepipe. A stove adapter is still required to start the DVL stovepipe and appliance connection.

6" - 8"

 \$106.77
299806

7" - 8"

 \$149.79
299807




DVL TEE & CLEANOUT CAP

This DVL Tee & Cleanout Cap is painted black, and can be used with rear exit appliances, and appliances that require a barometric damper.

6" dia.

\$111.35

293906

8" dia.

\$188.00

293908

DURABLACK CHIMNEY ADAPTERS & TRIM

The stainless steel Chimney Adapters & Trim are used to properly install a through-the-wall or ceiling support for DVL and/or DuraBlack stovepipe connections to: DuraTech, DuraPlus, DuraPlus HTC, and DuraLiner.

6" dia.

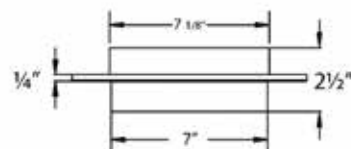
\$37.75

295006

8" dia.

\$46.04

295008



CROWN SAFE™

Clear Elastic Sealant

- ONE STEP PROCESS! NO PRIMERS OR PRE-COATS REQUIRED
- FIBERED FOR STRENGTH TO RESIST CRACKING & PEELING
- SUPERIOR ADHESION & CLEAR FINISH
- APPLIES IN EXTREME WEATHER CONDITIONS & TEMPERATURES
- REPAIRS SMALL CRACKS & ADHERES TO MANY DIFFERENT SURFACES



**DuraBlack Stovepipe**

	6" dia.	7" dia.	8" dia.	10" dia.
12" length	\$28.62 195006	\$32.62 195007	\$29.53 195008	\$71.48 195010
24" length	\$32.04 195206	\$41.66 195207	\$37.40 195208	\$85.69 195210
48" length	\$54.01 195406	\$60.29 195407	\$60.95 195408	- -

DuraBlack Oval-To-Round Adapter

This Oval-To-Round Adapter connects DuraBlack stovepipe to an oval, appliance flue collar. These adapters are 12" tall, 1/16" smaller than the given diameter size, and must be field ovalized to fit.

6" dia.	7" dia.	8" dia.
\$30.50 195506	\$64.33 195507	\$36.31 195508

**DuraBlack Double-Skirted Stovetop Adapter**

The Double-Skirted Stovetop Adapter is used to connect DuraBlack stovepipe to appliance flue outlets, when the outer wall covers the flue outlet.

6" dia.	7" dia.	8" dia.	10" dia.
\$37.52 195806	\$78.62 195807	\$38.44 195808	\$55.24 195810

DURABLACK STOVEPIPE & COMPONENTS

DuraVent's DuraBlack is an economical, single-wall stovepipe for connecting wood stoves to manufactured chimneys. This stovepipe is constructed with 24 gauge steel, painted black, features die formed end fittings, and has welded, drip free seams for leak proof operation. DuraBlack Stovepipe is available in a variety of sizes, including adjustable lengths, and comes with wide range of elbows, adapters, and components. DuraBlack requires an 18" clearance and features a five-year warranty.

Additional product information, technical specifications, and more sizes available on our website!

DuraBlack Stovepipe - Adjustable

(Telescopes from 44" - 68")

6" dia.
\$111.84 194406

**DuraBlack Stovetop Adapter**

Use the Stovetop Adapter to connect DuraBlack stovepipe to an appliance flue outlet.

6" dia.	7" dia.	8" dia.
\$25.57 196106	\$53.61 196107	\$35.44 196108

Snap-Lock Adapter & Trim

This Snap-Lock Adapter & Trim connects to a ceiling support box, or finishing collar. It extends down to fit into a stovepipe for a drip-free, strong, mechanical connection. This adapter will connect to DuraBlack stovepipe as well as DuraTech, DuraPlus, DuraPlus HTC, or DuraLiner.

6" dia.	7" dia.	8" dia.
\$65.06 289006	\$96.97 289007	\$79.75 289008

DURABLACK COMPONENTS

This DuraBlack Trim Collar is used as a decorative collar for stovepipe connections to the chimney. The Slip Connector & Trim is used to connect DuraBlack stovepipe to 6" - 8" ceiling support boxes, including: DuraTech, DuraPlus, and DuraPlus HTC. This slip connector adjusts from 3" - 13", and provides a strong, mechanical connection.

	6" dia.	7" dia.	8" dia.	10" dia.
Trim Collar	\$16.83 196206	\$42.88 196207	\$26.81 196208	\$44.68 196210
	6" x 14"	7" x 14"	8" x 14"	10" x 14"
Slip Connector & Trim (adjust 3" - 13")	\$42.78 195606	\$60.75 195607	\$51.60 195608	\$65.52 195610

DuraBlack Damper Section

This Damper Section is 5" long and has the damper pre-installed. It comes with a crimped inner wall which slides into the stove collar ensuring a drip-free connection.

This component should be installed at, or close to, the stove outlet in-line.

6" dia.	7" dia.	8" dia.
\$47.10 195306	\$65.05 195307	\$60.29 195308



DURABLACK STOVEPIPE ADJUSTABLE ELBOWS

DuraBlack Elbows offset obstructions as needed and come in either 45° or 90° angles. These elbows are adjustable, and manufactured drip-free so creosote travels back to the stove as intended. Not recommended for rear-exit appliances.

	6" dia.	7" dia.	8" dia.	10" dia.
45 Degree	\$28.85 195906	\$57.19 195907	\$34.49 195908	\$85.69 195910
90 Degree	\$36.25 195706	\$67.91 195707	\$47.38 195708	\$114.37 195710





DURABLACK STOVEPIPE INCREASERS

The Slip Increaser & Trim is used to connect liner at the ceiling support box or finishing collar. It connects 6" DuraBlack to 8" liners, including: DuraTech, DuraPlus, DuraPlus HTC or DuraLiner. This increaser adjusts in length from 5" - 15".

These Increasers are used to adapt a smaller, appliance flue outlet to a larger diameter, DuraBlack stovepipe.

DuraBlack Slip Increaser & Trim*

\$55.95
289986

*Connects from 6" DuraBlack to 8" Liner

DuraBlack Increaser (male to female dimensions)

5" - 6"

\$36.59
196306

6" - 7"

\$40.27
196307

7" - 8"

\$60.75
196308

8" - 10"

\$89.35
195310



DURABLACK STOVEPIPE TEES

Use the DuraBlack Tee & Cleanout Cap for rear exit appliances, and appliances that require a barometric damper.

Tee & Cleanout Cap

6" dia.

\$84.41
196006

7" dia.

\$196.57
196007

8" dia.

\$117.60
196008

10" dia.

\$223.25
196010



WITH OVER

25

CHIMNEY SWEEPS

ON STAFF, WE USE THE PRODUCTS WE SELL EVERY DAY!

OUR PRODUCTS ARE DESIGNED BY SWEEPS, FOR SWEEPS



HEATFAB SAF-T PIPE

HeatFab Saf-T Pipe is constructed with 22 gauge steel, and is 25% thicker than standard stovepipe, allowing it to last longer. This stovepipe has laser-welded seams to maximize its strength, features a matte black finish, and comes in adjustable and slip connector options. HeatFab's stovepipe is individually wrapped to protect the finish during shipping, and comes with a five-year warranty.



Commonly used for Potbelly Stoves! Call for complete list of available components!



HeatFab Saf-T Pipe

	6" dia.	8" dia.
12" length	\$33.26 345006	\$35.37 345008
18" length	\$39.15 345106	\$45.37 345108
24" length	\$44.42 345206	\$54.11 345208
36" length	\$65.62 345306	\$75.49 345308
48" length	\$86.29 345406	\$102.76 345408

Saf-T Pipe Tee (crimped snout)

6" dia.	8" dia.
\$86.08 346006	\$101.33 346008

Tee Cap

6" dia.	8" dia.
\$45.39 346106	\$60.45 346108

Fixed Elbows Black

	6" dia.	8" dia.
45 Degree	\$44.17 345906	\$46.29 345908
90 Degree Fixed	\$51.04 345806	\$55.07 345808
90 Degree Adjustable	\$73.71 345706	\$82.17 345708

HeatFab Telescoping Saf-T Pipe

(Telescopes from 38" - 70")

6" dia.	8" dia.
\$130.11 345506	\$165.84 345508

HeatFab Slip Connector (2" - 16" usable length)

6" dia.	8" dia.
\$39.64 345606	\$45.37 345608



Saf-T Thimble

5" - 6"	7" - 8"
\$449.18 345005	\$421.62 345007

Trim Collar

6" / 12"	7" / 13"	8" / 14"
\$30.25 346206	\$27.34 346207	\$33.00 346208

**Black
Stovepipe****Galvanized
Stovepipe****SNAP-LOCK STOVEPIPE****Snap-Lock Stovepipe***Black, 24" lengths*

This 26 gauge steel, Snap-Lock stovepipe is used for solid-fuel appliances only, and is the perfect option for those budget conscious customers, yet is still heavier, and more durable than stovepipe sold at a discount chain store. When installing, simply snap-lock the seams together and squeeze the top and bottom ends of the seams to secure. This Snap-Lock stovepipe requires an 18" clearance to combustibles.

5" dia.	6" dia.	7" dia.	8" dia.
\$24.71 350705	\$27.63 350706	\$33.41 350707	\$35.14 350708

Snap-Lock Stovepipe*Galvanized 26 gauge, 24" length*

These Snap-Lock galvanized stovepipes are great for use with gas or oil applications when recommended, and feature snap-lock seams.

3" dia.	4" dia.	5" dia.	6" dia.	7" dia.	8" dia.
\$15.70 350103	\$16.35 350104	\$15.73 350105	\$17.67 350106	\$15.87 350107	\$26.24 350108

SNAP-LOCK ADAPTERS

The Drip-Free Adapters (slip connectors) provide height adjustments from 2" - 10" without cutting, and are painted black, galvanized steel. The Snap-Lock Adapters are constructed with galvanized steel, and have two female ends.

Snap-Lock Drip-Free Adapter*(slip connector)*

6" dia.	7" dia.	8" dia.
\$64.54 351106	\$72.03 351107	\$77.53 351108

Snap-Lock Adapter*(Two female ends)*

3" - 4" dia.	3" - 5" dia.	3" - 6" dia.	3" - 7" dia.	4" - 5" dia.	4" - 6" dia.	4" - 7" dia.	4" - 8" dia.
\$23.00 350303	\$19.61 350335	\$19.59 350336	\$22.73 350337	\$24.65 350304	\$17.80 350346	\$29.54 350347	\$23.25 350348
5" - 6" dia.	5" - 7" dia.	5" - 8" dia.	6" - 7" dia.	6" - 8" dia.	7" - 8" dia.	7" - 9" dia.	8" - 9" dia.
\$24.59 350305	\$22.26 350357	\$22.42 350358	\$23.80 350306	\$24.90 350368	\$20.53 350307	\$27.59 350379	\$27.62 350308

SNAP-LOCK ADAPTERS & CONNECTORS



Snap-Lock Male Connector

This black, Snap-Lock Male Connector includes two crimped male ends, and is used in thimble and tee connections.

6" dia.	7" dia.	8" dia.
\$16.27 351206	\$21.73 351207	\$26.46 351208



Snap-Lock Draw Band

This Snap-Lock Draw Band provides extra pipe joint support and can draw together two slightly different diameter pipes.

6" dia.	7" dia.	8" dia.
\$22.19 351406	\$36.06 351407	\$37.96 351408

SNAP-LOCK ADJUSTABLE ELBOW

Snap-Lock Adjustable Elbows: offset obstructions as needed, adjust from 0° - 90°, and come in black or galvanized steel options.

Snap-Lock Adjustable Elbow
Black

5" dia.	6" dia.	7" dia.	8" dia.
\$32.99 350805	\$27.10 350806	\$30.77 350807	\$34.79 350808



Snap-Lock Adjustable Elbow
Galvanized

3" dia.	4" dia.	5" dia.	6" dia.	7" dia.	8" dia.
\$9.44 350203	\$10.23 350204	\$13.65 350205	\$15.54 350206	\$20.25 350207	\$32.36 350208



SNAP-LOCK INCREASER/REDUCER

These Increaser/Reducers have two female ends, are painted black, and designed to connect two Snap-Lock stovepipes with different diameters. For these components, crimp the ends for drip-free connections.

5" - 6"	6" - 7"	6" - 8"	7" - 8"
\$29.63 351306	\$33.30 351307	\$33.70 351368	\$37.09 351308



Snap-Lock Tee
Galvanized

4" dia.	5" dia.	6" dia.	7" dia.	8" dia.
\$41.35 350504	\$46.41 350505	\$49.70 350506	\$55.60 350507	\$60.76 350508

Snap-Lock Tee Cap
Black

5" dia.	6" dia.	7" dia.	8" dia.
\$22.69 351005	\$22.70 351006	\$25.85 351007	\$26.23 351008

SNAP-LOCK TEES & WYES

Snap-Lock Tees and WYEs are used for connecting: multiple stovepipe lines, 90° offsets, or appliances that require a barometric damper. Tees are available in either black or galvanized steel. WYEs are available only in galvanized steel. Tee Caps are sold separately.

Snap-Lock Tee
Black

5" dia.	6" dia.	7" dia.	8" dia.
\$49.85 350905	\$51.74 350906	\$54.47 350907	\$69.95 350908



Snap-Lock Tee Cap




Snap-Lock WYEs
Galvanized

5" x 4" x 4"	5" x 5" x 4"	6" x 4" x 4"	6" x 5" x 4"	6" x 6" x 4"
\$39.53 350512	\$39.53 350513	\$38.47 350509	\$38.47 350511	\$38.47 350510

SNAP-LOCK VENT SADDLES

Snap-Lock Vent Saddles are constructed of 26 gauge galvanized steel, and provide a 45° "Y" type fitting.

	3" dia.	4" dia.	5" dia.	6" dia.
45 Degree	\$22.51 350403	\$26.59 350404	\$33.73 350405	\$32.47 350406



THERMIX

Calculating the amount of TherMix needed:

$$(W \times D \times H) - (L \times H) = \text{Total Volume}$$

Divide this number by 1728 to convert from cubic inches back to cubic feet. Divide the final amount by 3.25 to see how many bags of TherMix are needed.

In inches:

W = width of inner flue
D = depth of inner flue
H = height of chimney
L = cross-sectional area of liner

L = Cross Sectional Area of Line

L	AREA OF LINER
3" DIA.	= 7.1"
4" DIA.	= 12.6"
5" DIA.	= 19.6"
5.5" DIA.	= 23.8"
6" DIA.	= 23.3"
7" DIA.	= 38.5"
8" DIA.	= 50.5"
9" DIA.	= 62.5"
10" DIA.	= 78.5"
11" DIA.	= 95"
12" DIA.	= 114.3"

Chart, left, provides the number of TherMix bags based on the inside flue dimension of a 25' chimney.

FLUE SIZE	3"	4"	5"	5.5"	6"	7"	8"	8"	9"	10"	11"	12"
8" x 8"	3	3	3	3	3	2	N/A	N/A	N/A	N/A	N/A	N/A
8" x 12"	5	5	5	4	4	3	3	2	2	N/A	N/A	N/A
10" x 10"	5	5	5	4	4	3	3	2	2	N/A	N/A	N/A
13" x 13"	9	9	8	8	8	7	7	6	6	5	4	3
13" x 17"	12	12	11	11	11	10	10	9	9	8	7	6
17" x 17"	15	15	15	15	14	14	13	12	12	12	11	10



TherMix is one of the most widely used insulation components in the industry today, providing superior structural strength and stability to masonry chimneys. This product is UL listed with the SmartFlex and Ventinox family of liners, DuraPro and many other liner brands.



When properly applied, TherMix effectively insulates the liner, maintaining consistent liner temperatures. As a result, it reduces condensation, increases drafting efficiency, and aids in a quick ignition - helping establish draft and greatly reducing spillage.



TherMix comes in bags (or boxes) as a dry insulation mix. When mixed with water, it should have the consistency of a damp potting soil.

Each bag of TherMix weighs 40 lbs., and yields 2 cubic feet. *This product contains vermiculite.*



TherMix bags are shipped on a pallet via freight line - fees may apply.
TherMix boxes are shipped via small parcel service.

	Purchase Quantity	
	1 - 39	40+
TherMix - 40 lb. bag	\$48.00 390142	\$36.00 390142
TherMix - 40 lb. box		\$68.53 390143



800.722.7230 | ONLINE ORDERING LINDEMANNSUPPLY.COM



Prices are subject to change. See our website for the most up to date pricing.



LINER INSULATION ACCESSORIES

Superwool Plus Insulation Blanket

Superwool Plus Insulation Blanket is a non-ceramic, foil-faced, insulation wrap with thick, 3 mil. aluminum facing. It's used as an insulator for stainless steel liners in masonry and wood burning chimneys - usually taking two wraps of 1/4" or one wrap of 1/2". This product has no UL Listing.

When installing, be sure to order the Stainless Steel Mesh and Wire, Aluminum Foil Tape, Spray Adhesive, and the Make-A-Clamp Kit to easily complete installations. The Superwool Plus Insulation Blanket comes available in 24" (up to 6" dia. liner) and 48" (up to 12" dia. liner) wide options - measuring 25' or 35' long and rated for 2100° F. The Stainless Steel Mesh is great for holding the blankets down on the liner when installing!

	24" x 25'	24" x 35'	48" x 25'
1/4" THICK	\$118.77 393024	- -	\$228.41 393048
1/2" THICK	\$163.50 393124	\$224.75 393135	\$327.00 393148

Superwool Plus Un-Faced Insulation Blanket

The Superwool Plus Un-Faced Insulation Blanket has many uses including: stuffing in holes, replacing stove baffle blankets, insulating a gas liner, smoke chamber parging preparation, and more. This

insulation blanket has an 8 lb. density, and carries UL723 listing.

Stainless Steel Mesh is great for holding the blankets down on the liner when installing, and works well with TherMix!



	24" x 25'	48" x 25'
1/2" THICK	\$119.92 393025	\$239.83 393049
1" THICK	\$136.53 393026	- -



Stainless Steel Mesh - 25' Rolls

Stainless Steel Mesh protects and permanently holds insulation blankets when installing liner. The mesh, along with a Make-A-Clamp Kit and Stainless Steel Wire, holds the insulation tightly to the liner - minimizing snagging and tearing of the insulation during liner installation. Stainless Steel Mesh is

constructed with 100% stainless steel and includes a self-tightening feature.

Small Roll fits: 3" - 6" dia. liners

Large Roll fits: 7" - 9" dia. liners

X-Large Roll fits: 10" - 12" dia. liners

	Small	Large	X-Large
	\$52.13 391101	\$68.84 391102	\$93.04 391103

LINER INSULATION ACCESSORIES



This Stainless Steel Wire is sold in a 1 lb. tub, made with 20 gauge, stainless steel and contains approximately 365 feet. This wire is used to keep mesh down when wrapped around liner during installation.

Stainless Steel Wire 1lb. tub

\$30.79
391009



The Universal Rubber Boot Flashing Kit is used on through-the-roof gas pipe installations on corrugated roofs with 0/12 - 12/12 pitch. This kit includes: rubber boot (23.8" x 21.5"), spacer kit, special storm collar, and mounting screws.

Universal Rubber Boot Flashing Kit

\$365.50
200101



The Make-A-Clamp kit comes in either Mini or Large options. The Mini Kit contains: 8 1/2' band, three adjustable fasteners, and one band splice. The Large Kit contains: 50' band, 10 adjustable fasteners, and five band splices.

If required, add an extra box of 10 fasteners, for more clamps.

Make-A-Clamp Kit

Mini Kit

\$30.29
391001

Large Kit

\$80.75
391002

Extra Fasteners*

\$27.29
391003

*Box of 10



Don't forget to order some Aluminum Foil Tape! It's used to hold the seams and ends of the insulation, and is great for securing an insulation blanket around a liner.

However, never rely solely on the tape - always use the Stainless Steel Mesh Clamps as well. Tape comes in a roll, 3" x 150' roll.

Aluminum Tape

\$29.15
391200

Spray Adhesive is only used to start the application of insulation to the liner, temporarily holding it in place so you can apply the mesh, wire, etc.

Super 77 Spray adhesive

\$33.40
604301



800.722.7230 | ONLINE ORDERING LINDEMANNSUPPLY.COM



Prices are subject to change. See our website for the most up to date pricing.



GAS LINE PIPE - GASTITE

FlashShield™ CSST gas tubing from Gastite supplies natural gas, or liquefied petroleum gas, to appliances with safety and flexibility. FlashShield™ meets strict criteria of both LC1024 and LC1027, and is the only metallically shielded gas piping on the market - providing the highest lightning resistant tubing available. Simple hand tools such as tube cutters, wrenches and utility knives are all that are needed to install FlashShield™, and its components.

Must be Gastite Certified to install this product, contact us today to learn more!

- Metallically shielded system dissipates electricity and heat
- Withstands up to nearly 95% of direct lightning strikes
- Two semi-conductive polymer jackets surround a layer of metal mesh for extra protection
- XR3 fittings provide continuity with metal mes
- No additional manufacturer bonding require



FlashShield™ Gas Tubing

(Per foot pricing)

	1/2"	3/4"
	\$4.00	\$5.82
	380125FS	380225FS



The Jacket Stripper is for cutting and removal of FlashShield™ jacket - allowing for a clean and proper fitting connection.

FlashShield™ Jacket Stripper

	1/2"	3/4"
	\$11.81	\$11.83
	382012	382034

This Tube Cutter features a stainless steel cutting wheel for a long-lasting, sharp cut. We also stock replacement cutting blades - sold in packs of five.

FlashShield™ Tube Cutter - Small

\$63.85
381104

FlashShield™ Tube Cutter Replacement Blades

(packs of 5)

\$21.92
381102



Male Straight Fittings connect FlashShield™ gas tubing to: the gas supply, distribution manifolds, or gas appliances.

FlashShield™ Straight Fitting

Male

	1/2"	3/4"
	\$14.80	\$23.67
	380312XR	380225XR

Female Straight Fitting connects FlashShield™ gas tubing to: standard, threaded pipes, or fittings.

FlashShield™ Straight Fitting

Female

	1/2"	3/4"
	\$16.45	\$21.93
	382125XR	382225XR



GAS LINE PIPE - GASTITE

Use this Ball Valve as a shut-off at the appliance when using FlashShield™. This valve requires a mechanical fitting to connect with the gas tubing.



	1/2"	3/4"
FlashShield™ Ball Valve	\$29.00 381312	\$43.53 381334



FlashShield™ Termination Fittings are made with cast-iron and galvanized steel, and are able to mount to a floor or wall. They connect and terminate FlashShield™ gas tubing to standard threaded pipes or fittings.

	1/2"	3/4"
FlashShield™ Termination Fitting	\$20.00 380412XR	\$25.10 380434XR

DRYER DUCTING

DryerFlex™, a safe and effective airflow-efficient dryer transition duct, combines the ease of use and flexibility of wire bound foil flex hose with semi-rigid aluminum flex. It simplifies dryer connections and protects against dangerous kinks and bends. Other ducts bend and kink, restricting the airflow and allowing lint to accumulate in the dryer exhaust system to become a fire hazard.

	4'	8'	25'
DryerFlex	\$8.45 DFLX4	\$16.80 DFLX8	\$52.07 DFLX25



HOSE CLAMPS

Stainless Steel Hose Clamps - 4 1/2"	\$25.14
<i>Packs of 20</i>	DC420

These 100% stainless steel clamps come with a multi-driver screw head (flat, phillips and hex) making the Dryer Clamps easy to install, delivering a more durable and solid dryer connection.

DRYER DUCTING

Engineered for a quick, perfect fit in any exterior wall, this stylish, well-built vent exceeds all requirements for safe venting. Galvanized steel and powder coated, available in white, tan and brown with intrusion resistant damper and magnets.



Dryer Wall Vent, Flush Mount - 4"

Brown

\$32.08
DWV4B

Tan

\$30.24
DWV4T

White

\$30.24
DWV4W




The LintAlert enhances home safety plans and generates return business by monitoring for dryer exhaust system problems. As lint naturally builds up over time, LED indicators show changes in dryer performance which can be monitored via smart phone.

LintAlert - Pro Plus

\$81.00
ALRT-PRO

LintAlert Leak Sensor

\$27.95
LS6



This Wide Mouth Vent Hood has a removable screen for easy cleaning, and includes a flapper mechanism that helps seal out cold air as well as insects.

Wide Mouth Vent Hood - 4"

\$8.63
560003



The Universal Bird Guard keeps birds and pests out of the dryer vent. When installed, it covers 3" - 4" wall mounted dryer vent hoods.

Universal Bird Guard

\$9.59
560005



The Louvered Vent Hood is a low-profile, dryer vent cover - designed to seal out animals, insects, and rain. The flaps open when the dryer is running, and close when shut-off.

Louvered Vent Hood - 4"

\$6.95
560004



DAMPERS, CAPS & FANS

80 - 113

FEATURED: CUSTOM METAL SHOP

Our team of experts are ready to provide a wide range of custom products and solutions including caps, chase tops, and parts of all shapes and sizes! We're proud to offer high-quality metal goods while delivering the exceptional customer service that you deserve, and have come to expect from Lindemann Chimney!

92

83

**THE
ENERGY TOP**



90

**SANDKUHL
POT TOPPERS**



95

**SMARTSTACK
CAPS**



The Energy Top is virtually invisible from the ground when installed and is excellent at sealing out rain, snow, sleet, and debris!

Sandkuhl Pot Toppers are hand-crafted in the U.S.A., and are available in a wide range of styles and finishing glosses to bring style to any home!

Made with stainless steel and available in convenient, stackable, packs of four. The ideal cap for busy technicians! Don't go to work without them.

TOP SEALING DAMPERS

U.S. FIREPLACE PRODUCTS

U.S. Fireplace Products Top Sealing Dampers

Lindemann Chimney Supply is proud to offer the industry's premier line of top sealing dampers from U.S. Fireplace Products! These high-quality dampers are designed by professional chimney sweeps and guaranteed to provide an energy efficient, and cost-effective option when sealing the top of your chimney. These five different damper options provide a wide range of sizes and available accessories, which allows you to find the perfect fit!

The NFPA 211 requires that a rain or chimney cap be installed by a qualified chimney professional on

chimneys to prevent moisture from rain and snow to be absorbed into the inner flue tile, outer bricks, and mortar. When this trapped moisture goes through a freeze/thaw cycle the integrity of the chimney's structure becomes compromised, creating a safety hazard. Home heating and cooling costs can escalate when a proper damper is not installed, allowing air to escape through the chimney flue. At the same time, wildlife, insects, and debris can create further hazards inside an uncovered chimney flue. Damper displays are available for showrooms and home shows.

Energy Efficient Top Sealing Dampers Save You Money!



Size of Home & Estimated Yearly Cost to Heat and Cool (directly below)

1000 Sq. Ft.	2000 Sq. Ft.	3000 Sq. Ft.	4000 Sq. Ft.	5000 Sq. Ft.
\$986	\$1450	\$1700	\$2200	\$3200



Yearly Savings After Installing an Efficient Top Mount Chimney Damper

10% Damper Leakage	\$99	\$145	\$170	\$400	\$500
20% Damper Leakage	\$197	\$290	\$340	\$800	\$1000
30% Damper Leakage	\$296	\$435	\$510	\$1200	\$1500



These numbers are strictly to illustrate an example of the energy-saving potential. Total cost savings will depend on the home size, fuel costs, climate, and method of heating.



Product Sales Brochures, and Damper Displays available! Call for more details!



TOP DAMPER

THE TOP DAMPER



The Top Damper seals out rain, snow, and sleet while sealing in "paid" heat and air conditioning. In its closed position, it is virtually invisible from the ground. The stainless steel and lightweight aluminum design ensures that it won't rust or stain your chimney. The Top Damper doesn't require a chimney fire safety device, cutting costs and saving time! The Top Damper's lightweight aluminum lid allows the damper to open higher and close easier, as well as decrease stress on the springs.

- Stainless Steel & Aluminum Construction
- No Fusible Link / Quick & Easy Install
- Energy Efficient / Tight Seal
- High Opening / Better Drafting
- All Seasons Protection
- Economical Pricing
- Easily Accessible Handle
- Lifetime Warranty
- Sales Brochures Available

The RS Adapter (sold separately) can be used to convert The Top Damper to fit a round liner or solid-pack, class "A" chimney pipe. This damper comes with installation kit, 29' stock cable and handle. The Top Damper carries a limited lifetime warranty, and has available accessories. The Top Damper cannot be used with gas logs.

Case Quantity for Top Dampers - 5

THE TOP DAMPER SIZING

	FLUE TILE DIMENSIONS
8" X 8" FITS	6" X 6" - 9" X 9"
8" X 17" FITS	6" X 14" - 9" X 17½"
9" X 13" FITS	6" X 9" - 9½" X 9½"
13" X 13" FITS	9" X 9" - 12½" X 12½"
13" X 18" FITS	9" X 14" - 12½" X 17½"
18" X 18" FITS	14" X 14" - 17½" X 17½"

Purchase Quantity

	1 - 4	5 - 9	10+
8" x 8"	\$163.03 102688	\$152.12 102688	\$144.50 102688
8" x 17"	\$220.50 102687	\$205.06 102687	\$194.82 102687
9" x 13"	\$174.56 102693	\$160.59 102693	\$154.19 102693
13" x 13"	\$180.07 102633	\$163.86 102633	\$158.95 102633
13" x 18"	\$229.69 102638	\$211.31 102638	\$204.97 102638
18" x 18"	\$266.43 102618	\$250.45 102618	\$237.92 102618



Top Damper Install Kit - No Cable*	\$26.00 102801
Top Damper Hardware Kit - 50' Cable*	\$60.00 102800
50' Cable Fits all sizes	\$26.00 102504

*Pull chain assembly, keyhole bracket, two nail anchors, allen wrench, and installation instructions. Top Damper Hardware Kits come with conduit tube and cotter pin.

plus TOP DAMPER

THE TOP DAMPER PLUS



- Stainless Steel & Aluminum Construction
- No Fusible Link / Quick & Easy Install
- Energy Efficient / Tight Seal
- High Opening / Better Drafting
- All Seasons Protection
- Economical Pricing
- Easily Accessible Handle
- Lifetime Warranty
- Sales Brochures Available

The Top Damper Plus combines the efficiency of The Top Damper with the added protection of a stainless steel cap. This damper seals out rain, snow, and sleet while sealing in "paid" heat and air conditioning, but also provides added animal and debris control. The Top Damper Plus does not require a fire safety device, is made of the same material as The Top Damper allowing for easy operation, and comes completely assembled and ready to install.

Available with $\frac{5}{8}$ " California Mesh Add "CA" to desired part number when ordering!

THE TOP DAMPER PLUS SIZING

FLUE TILE DIMENSIONS	
8" X 8" FITS	6" X 6" - 9" X 9"
8" X 17" FITS	6" X 14" - 9" X 17½"
9" X 13" FITS	6" X 9" - 9½" X 9½"
13" X 13" FITS	9" X 9" - 12½" X 12½"
13" X 18" FITS	9" X 14" - 12½" X 17½"
18" X 18" FITS	14" X 14" - 17½" X 17½"



The RS Adapter (sold separately) can be used to convert The Top Damper Plus to fit a round liner or solid-pack, class "A" chimney pipe. This damper comes with installation kit, 29' stock cable and handle. The Top Damper Plus carries a limited lifetime warranty, and has available accessories. The Top Damper Plus cannot be used with gas logs.

Purchase Quantity

	1-9	10+
8" x 8"	\$309.26 102788	\$294.98 102788
8" x 17"	\$378.35 102787	\$360.89 102787
9" x 13"	\$313.87 102793	\$299.38 102793
13" x 13"	\$183.10 102733	\$166.57 102733
13" x 18"	\$172.16 102738	\$167.17 102738
18" x 18"	\$182.43 102718	\$171.54 102718



102801

Top Damper Install Kit - No Cable*	\$20.52 102801
Top Damper Hardware Kit - 50' Cable*	\$38.92 102800
50' Cable Fits all sizes	\$20.66 102504
Damper Cable Shield - 4'	\$22.68 120600

*Pull chain assembly, keyhole bracket, two nail anchors, allen wrench, and installation instructions. Top Damper Hardware Kits come with conduit tube and cotter pin.

ENERGY TOP
chimney damper

ENERGY TOP DAMPER



The Energy Top damper is an energy saving, easy-to-install, top sealing damper that saves on home heating and cooling costs. This damper is so effective, the cost is recouped within 1-3 years! What makes the Energy Top Damper so unique is the soft, pliable, rubber gasket seal attached to the frame that compresses and conforms to the lid when closed. This strong, flexible barrier protects against all elements! Designed with a lightweight aluminum lid and stronger spring, this damper is easier to open and close while still creating an air-tight seal at the top of the chimney.

- **Preferred By Chimney Professionals**
- *Stainless Steel & Aluminum Construction*
- *No Fusible Link / Quick & Easy Install*
- *100% Seal / Energy Efficient*
- *High Opening / Better Drafting*
- *All Seasons Protection*
- *Easily Accessible Handle*
- *Lifetime Warranty*
- *Sales Brochures Available*

The RS Adapter (sold separately) can be used to convert the Energy Top Damper to fit a round liner or solid-pack, class "A" chimney pipe. This damper comes with installation kit, 29' stock cable and handle. The Energy Top carries a limited lifetime warranty, and has available accessories. The Energy Top cannot be used with gas logs.

Case Quantity for Energy Top Dampers - 5

ENERGY TOP DAMPER SIZING

FLUE TILE DIMENSIONS	
8" X 8" FITS	7" X 7" - 10" X 10"
8" X 17" FITS	7" X 15" - 10" X 18"
9" X 13" FITS	7" X 10" - 10" X 13"
13" X 13" FITS	10" X 10" - 13" X 13"
13" X 18" FITS	10" X 15" - 13" X 18"
18" X 18" FITS	15" X 15" - 18" X 18"

Purchase Quantity

	1-4	5-9	10+
8" x 8"	\$180.06 102288	\$162.05 102288	\$153.95 102288
8" x 17"	\$230.72 102287	\$214.56 102287	\$203.84 102287
9" x 13"	\$203.02 102293	\$186.77 102293	\$181.17 102293
13" x 13"	\$208.98 102233	\$192.26 102233	\$188.08 102233
13" x 18"	\$250.49 102238	\$236.29 102238	\$229.20 102238
18" x 18"	\$288.42 102277	\$276.88 102277	\$265.80 102277



102900

Energy Top Install Kit - No Cable*	\$24.00 102900
Energy Top Hardware Kit - 50' Cable*	\$48.00 102902
50' Cable Fits All Sizes	\$18.54 102504
Damper Cable Shield - 4'	\$22.68 120600

*Pull chain assembly, keyhole bracket, silicone, two nail anchors, allen wrench, and installation instructions.

plus
ENERGY TOP
chimney damper

ENERGY TOP PLUS DAMPER



The Energy Top Plus damper combines the efficiency of the Energy Top with the added protection of a stainless steel cap. This damper seals out rain, snow, and sleet while sealing in "paid" heat and air conditioning, but also provides added animal and debris control. The Energy Top Plus does not require a fire safety device, is made of the same material as the Energy Top allowing for easy operation, and comes completely assembled and ready to install.

Available with 5/8" California Mesh Add "CA" to desired part number when ordering!

ENERGY TOP PLUS DAMPER SIZING

FLUE TILE DIMENSIONS	
8" X 8" FITS	7" X 7" - 10" X 10"
8" X 17" FITS	7" X 15" - 10" X 18"
9" X 13" FITS	7" X 10" - 10" X 13"
13" X 13" FITS	10" X 10" - 13" X 13"
13" X 18" FITS	10" X 15" - 13" X 18"
18" X 18" FITS	15" X 15" - 18" X 18"



102900

- **Preferred By Chimney Professionals**
- **Stainless Steel & Aluminum Construction**
- **No Fusible Link / Quick & Easy Install**
- **100% Seal / Energy Efficient**
- **High Opening / Better Drafting**
- **All Seasons Protection**
- **Easily Accessible Handle**
- **Lifetime Warranty**
- **Sales Brochures Available**

The RS Adapter (sold separately) can be used to convert the Energy Top Plus to fit a round liner or solid-pack, class "A" pipe. This damper comes with installation kit, 29' stock cable and handle. The Energy Top Plus carries a limited lifetime warranty, and has available accessories. The Energy Top Plus cannot be used with gas logs.

Purchase Quantity

	1-9	10+
8" x 8"	\$270.60 102388	\$250.31 102388
8" x 17"	\$373.66 102387	\$351.25 102387
9" x 13"	\$312.26 102393	\$293.52 102393
13" x 13"	\$318.38 102333	\$302.46 102333
13" x 18"	\$368.85 102338	\$346.72 102338
18" x 18"	\$473.80 102377	\$450.11 102377

	1-9	10+
8" x 8"	\$270.60 102388	\$250.31 102388
8" x 17"	\$373.66 102387	\$351.25 102387
9" x 13"	\$312.26 102393	\$293.52 102393
13" x 13"	\$318.38 102333	\$302.46 102333
13" x 18"	\$368.85 102338	\$346.72 102338
18" x 18"	\$473.80 102377	\$450.11 102377

Energy Top Install Kit - No Cable*	\$20.52 102900
Energy Top Hardware Kit - 50' Cable*	\$36.32 102902
50' Cable Fits All Sizes	\$20.66 102504
Damper Cable Shield - 4'	\$22.68 120600

*Pull chain assembly, keyhole bracket, silicone, two nail anchors, allen wrench, and installation instructions.

SEAL TIGHT chimney damper



SEAL TIGHT DAMPER



- 20% Larger Opening than Competition
- Designed with Two Gaskets
- Energy Efficient / Tight Seal
- All Seasons Protection
- Economical Pricing
- Defaults to Open Position
- Easily Accessible Handle
- Lifetime Warranty
- Sales Brochures Available

The Seal Tight damper is a low-profile, top mounted damper constructed of rustproof stainless steel and lightweight aluminum. Designed with a two part, high-tech gasket system, this damper provides an extremely effective, air tight seal. It features a liquid gasket, which hardens to form an efficient seal. The primary gasket sits in a channel inside the damper frame, while the secondary, liquid gasket, sits underneath the front portion of the damper lid. These two gaskets provide the most efficient seal possible!

This damper comes with installation kit, 29' stock cable and handle. The Seal Tight carries a limited lifetime warranty, and has available accessories. The Seal Tight cannot be used with gas logs.

SEAL TIGHT DAMPER SIZING

FLUE TILE DIMENSIONS		
8" X 8" FITS	Fits inside flue from:	6 ³ / ₄ " X 6 ³ / ₄ " - 9" X 9"
8" X 17" FITS	Fits inside flue from:	6 ¹ / ₄ " X 14 ¹ / ₂ " - 8 ³ / ₄ " X 16 ³ / ₄ "
9" X 13" FITS	Fits inside flue from:	6 ¹ / ₂ " X 10 ¹ / ₂ " - 9" X 12 ³ / ₄ "
12" X 16" FITS	Fits inside flue from:	9 ¹ / ₄ " X 13" - 11 ³ / ₄ " X 15 ¹ / ₂ "
13" X 13" FITS	Fits inside flue from:	10 ¹ / ₈ " X 10 ¹ / ₈ " - 12 ³ / ₄ " X 12 ³ / ₄ "
13" X 18" FITS	Fits inside flue from:	9 ⁵ / ₈ " X 15" - 12 ³ / ₄ " X 17 ¹ / ₂ "
18" X 18" FITS	Fits inside flue from:	15" X 15" - 17 ³ / ₄ " X 17 ³ / ₄ "

Purchase Quantity

	1-4	5-9	10+
8" x 8"	\$297.71 102088	\$279.94 102088	\$271.83 102088
8" x 17"	\$227.89 102087	\$214.28 102087	\$208.07 102087
9" x 13"	\$203.51 102093	\$191.36 102093	\$185.81 102093
12" x 16"	\$199.99 102026	\$185.99 102026	\$167.39 102026
13" x 13"	\$166.07 102033	\$149.50 102033	\$142.50 102033
13" x 18"	\$239.08 102038	\$224.81 102038	\$218.29 102038
18" x 18"	\$191.65 102077	\$180.21 102077	\$174.99 102077

102503



Seal Tight Damper - (8" x 8") Cable	\$24.00 102505
Sealtight Damper (8" x 17" & 18" x 18") Cable	\$24.00 102506
Sealtight Damper Cable All Other Sizes	\$24.00 102502
Seal Tight Install-Kit - No Cable*	\$24.00 102503
Damper Cable Shield - 4'	\$22.68 120600

*Pull chain assembly, keyhole bracket, silicone, two nail anchors, allen wrench, and installation instructions.



ACCESS PLATES & RS ADAPTERS

*The Top Damper, The Top Damper Plus,
Energy Top, Energy Top Plus*

These Access Plates and RS Adapters are designed to work with the Energy Top, Energy Top Plus, The Top Damper and The Top Damper Plus. The Access Plates make removing these dampers quick and easy for cleaning and maintenance. Holes are pre-drilled in the Access Plates - the bases of the Energy Top Dampers or Top Dampers will need to be drilled when attaching.

The RS Adapter converts these top sealing dampers to cover round flue tiles and are made of stainless steel.

Access Plates

8" x 8"	9" x 13"	8" x 17"	13" x 13"	13" x 18"	18" x 18"
\$50.78 102488	\$54.52 102483	\$59.52 102487	\$55.11 102433	\$55.11 102438	\$59.52 102477

RS Adapters


8" x 8" - 6"

\$60.84
120306

ACCESS PLATES & CABLES

Seal Tight

These Access Plates, 30' Cables, and 50' Cables are designed to work with the Seal Tight Damper. The Access Plates make removing the Seal Tight Damper quick and easy for cleaning and maintenance. Access Plates and Seal Tights have pre-drilled holes. The pre-drilled holes on the Seal Tights are slightly larger than the tapped holes in Access Plates for easy fitting!



	8" x 8"	8" x 17"	9" x 13"	12" x 16"	13" x 13"	13" x 18"	18" x 18"
50' Cable	\$22.02 102505	\$17.23 102506	\$21.22 102502	\$21.22 102502	\$21.22 102502	\$21.22 102502	\$17.23 102506
Access Plate	\$35.27 102188	\$38.58 102187	\$35.27 102193	\$38.58 102126	\$39.50 102133	\$38.58 102138	\$47.40 102177

THE PREMIER DAMPER CAP



Available with 5/8" California Mesh

THE PREMIER DAMPER CAP SIZING

FLUE TILE OUTER DIMENSIONS		
9" X 9"	Damper fits	8" X 8" - 10" x 10"
9" X 13"	Damper fits	8" X 12" - 10" x 14"
12" X 12"	Damper fits	11" X 11" - 12" X 12"
12" X 16"	Damper fits	11" X 15" - 13" X 17"
13" X 13"	Damper fits	13" X 13" - 14" X 14"
13" X 18"	Damper fits	12" X 17" - 14" X 19"
16" X 16"	Damper fits	15" X 15" - 17" X 17"
18" X 18"S	Damper fits	17" X 17" - 19" X 19"

The Premier Damper Cap is made of 304 stainless steel, has a removable lid for easy access when cleaning, and features an insulated damper cap! The lid provides protection from the elements, limiting ice and snow build-up.

The insulated damper cap is constructed with 1/2" thick insulation, inserted between two pieces of 24 gauge, 304 stainless steel. This fortified insulation prevents home heating

and cooling costs from escalating by keeping air from escaping through the chimney flue. The damper cap is sealed tightly with a gasket and bonded with silicone, both of which are made to withstand temperatures ranging from -85° to 450° F. The Premier Damper Cap includes a 50' cable, and is made standard with 3/4" expanded mesh screening, with available California 5/8" mesh screening. This product comes with a lifetime guarantee.

9" x 9"	9" x 13"	12" x 12"	12" x 16"	13" x 13"	13" x 18"	16" x 16"	18" x 18"
\$229.50 PDC99	\$234.53 PDC913	\$245.33 PDC1212	\$280.20 PDC1216	\$270.88 PDC1313	\$280.20 PDC1318	\$296.70 PDC1616	\$296.70 PDC1818

DROP-IN DAMPER

These Drop-In Dampers are made of 304 stainless steel, and can be used on round, square or rectangle flue tiles. These dampers can also be used with flexible or rigid stainless steel liner, factory built chimneys, and solid pack chimney liner. They are ideal for installations where a standard top mounting damper is not suitable, and can be used with rain caps, top kits, and other accessories. These Drop-In Dampers are recessed 6", include a 50' cable, and come with a lifetime warranty.

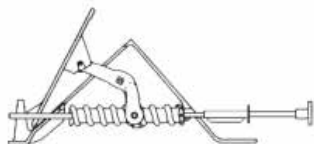
6" dia.	7" dia.	8" dia.	8" x 13"	9" dia.	10" dia.
\$159.56 PDD6	\$156.66 PDD7	\$169.48 PDD8	\$142.39 PDD813	\$191.01 PDD9	\$181.82 PDD10
11" dia.	12" dia.	12" x 12"	13" x 13"	14" dia.	16" dia.
\$223.09 PDD11	\$210.46 PDD12	\$148.02 PDD1212	\$148.81 PDD1313	\$249.80 PDD14	\$261.39 PDD16



FIREPLACE THROAT DAMPERS

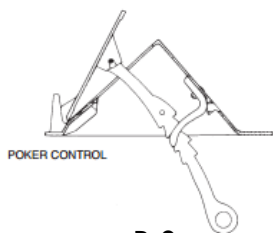


More damper sizes are available, call us today!



ROTARY CONTROL

R-1



POKER CONTROL

P-3

Vestal Fireplace Damper

ITEM #	THROAT DIMENSIONS	OVERALL DIMENSIONS
850324	24" F X 18" B X 10" D	28" F X 21" B X 13.5" D X 6" H
850330	30" F X 23" B X 10" D	34" F X 25.75" B X 13.5" D X 6" H
850333	33" F X 26" B X 10" D	37" F X 29.75" B X 13.5" D X 6" H
850336	36" F X 29" B X 10" D	40" F X 32.75" B X 13.5" D X 6" H
850342	42" F X 35" B X 10" D	46" F X 38.75" B X 13.5" D X 6" H

F = FRONT WIDTH, B = BACK WIDTH, D = DEPTH H = HEIGHT

24"	30"	33"	36"	42"
\$111.53 850324	\$130.00 850330	\$134.79 850333	\$147.46 850336	\$177.58 850342

Replacement Cast-Iron Damper Valve Plate

28.5" x 7"	34.5" x 7"	40.5" x 7"
\$68.79 850436	\$71.65 850442	\$82.60 850448

C-5 Chain Control Damper Handle	\$21.44 850305
P-3 Damper Control - Poker Style	\$27.83 850303
R-1 Damper Control - Rotary Style	\$72.07 850304

SPIN DAMPER

Spin Dampers have a removable handle that spins the damper open or closed. To install, you will first need to drill holes for the damper handle. To remove the handle, simply turn it to unlock and slide the handle out. **Tier pricing is available, contact us for details.**



8"

\$12.88
351508

BAROMETRIC DAMPERS



These Barometric Dampers allow air to mix with the heated gas produced from your furnace or boiler. As a result, this alleviates the difference in pressure between the interior room and the inside of your appliance, creating a more stabilized and safe combustion of fuel. These dampers are constructed with galvanized steel, must be installed in a tee snout, and provide settings from .02" - .08".

4"	5"	6"	7"	8"
\$57.50 400304	\$55.94 400305	\$59.98 400306	\$74.24 400307	\$105.34 400308



Can only be used with Universal Chimney Caps (Below)

UNIVERSAL DAMPER KITS

The Universal Damper Kit is an adjustable, high-temperature damper plate which includes: high-temperature fiberglass gasket, damper plate with spring assembly, steel cable, and ball chain with weighted handle. This Universal Damper Kit was designed for easy operation, built in the USA, and comes with a lifetime guarantee.

13" x 13"

\$169.84
150837

13" x 20 1/2"

\$184.78
150838

UNIVERSAL CHIMNEY CAP



Multi packs are available in most sizes.
13" x 13" caps are available in 5 packs,
13" x 20" caps are available in 4 packs.
All caps have a removable lid!

- Anchors for Windy Conditions
- Made in the USA
- Inside Anchor Needs No Tools to Install
- Raised Flue Liner Not Required

The Universal Chimney Cap combines durability and function with its unique, inside anchoring system, making it the ideal choice for windy conditions. This chimney cap can also be used on chimneys with or without an exposed flue tile. The Universal Cap is constructed with durable, 16 gauge, 3/4" expanded metal-diamond mesh and a 24 gauge, stamped steel lid. This cap is available in stainless steel or galvanized black finishes, multi-packs, and 5/8" California mesh screening. The Universal Chimney Cap fits both oval and rectangular flues. When built with stainless steel, this product comes with a lifetime warranty, while galvanized black comes with a seven-year warranty.

UNIVERSAL CHIMNEY CAP

ADJUSTABLE SIZING

13" x 13" damper fits: 8" x 8" - 13" x 13"

13" x 20" damper fits: 8" x 15" - 13" x 20"

	13" x 13"	13" x 20"
Galvanized - 3/4" Mesh	\$58.73 150834	\$75.99 150836
Galvanized - 5/8" California Mesh	\$62.49 150834CA	\$85.49 150836CA
Stainless Steel - 3/4" Mesh	\$155.96 150833	\$142.49 150835
Stainless Steel - 5/8" California Mesh	\$142.49 150833CA	\$152.01 150835CA
Galvanized Multi Pack - 3/4" Mesh	\$253.42 150834-5	-
Galvanized Multi Pack - 5/8" California Mesh	\$285.65 150834CA-5	\$345.09 150836CA-4
Stainless Steel Multi Pack - 3/4" Mesh	\$697.70 150833-5	-
Stainless Steel Multi Pack - 5/8" California Mesh	\$702.11 150833CA-5	\$570.38 150835CA-4

Traditional Terra Cotta



Rain Guards - Available
in Stainless or Copper

More styles, sizes and dimensional information
available at www.sandkuhl.com



Buff Clay*

Sandkuhl

Clay Chimney Pots

V-Series Wood Fired Salt Glazed Black Clay



V1430x

V1432x



V1472E



V1480

V1481



V1500

V1501



V1439

V1438



V1408

V1409



V1471



V1400



V1430

V1432



V1480x

V1481x



V1410

NEW



Rain Guards - Available
in stainless or copper

ITEM #	HEIGHT	BASE ID	TOP ID
V1400	35"	12½" Ø	10½" Ø
V1408	23"	18"X18"	12"X12"
V1409	17"	13"X13"	9"X9"
V1410	33"	14½"X14½"	13"Ø
V1430	33"	17½" Ø	13" Ø
V1430x	33"	17½" Ø	13" Ø
V1432	22"	17½" Ø	14½" Ø
V1432x	22"	17½" Ø	14½" Ø
V1438	24"	15"X15"	11" Ø
V1439	31"	21"X21"	15" Ø
V1471	29"	12½"X12½"	9½" Ø
V1472E	34"	16½"X16½"	13" Ø
V1480	33"	17½" Ø	13" Ø
V1480x	33"	17½" Ø	13" Ø
V1481	22"	17½" Ø	14½" Ø
V1481x	22"	17½" Ø	14½" Ø
V1500	36"	13" Ø	11" Ø
V1501	20"	12" Ø	8" Ø

Rain Guards available for most styles

More size information available at www.sandkuhl.com

Sandkuhl
clay works

Custom Metal Shop

DAMPERS, CAPS & FANS



OUR CUSTOM METAL SHOP TEAM IS HERE FOR YOU!

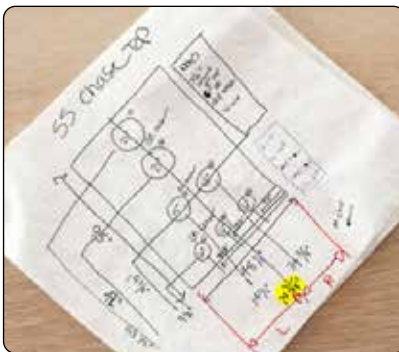


Whatever the job demands you can trust in Lindemann Chimney to deliver custom metal products built with precision and care!

We pride ourselves on our ability to craft metal products in any shape, style, and color to meet your individual needs. We aim to exceed your expectations on every order, and guarantee our superior craftsmanship.



Lindemann Chimney has a full custom metal shop that can build caps, chase tops, or custom parts to fit your job. We fabricate to your specifications in Stainless Steel, Galvanized or Copper. If you can dream it, we can build it!



From Draft



To Reality


Ordering Custom Caps



Stainless Steel



Galvanized



Copper



Hip & Ridge



Hip




Flat



Top Mount



Outside Mount



**Available Heights:
8", 10", or 12"**

14" & 16" Upcharge

1 Material

2 Lid Style

3 Base Style

4 Screen Height

Ordering CHASE TOPS




Stainless Steel



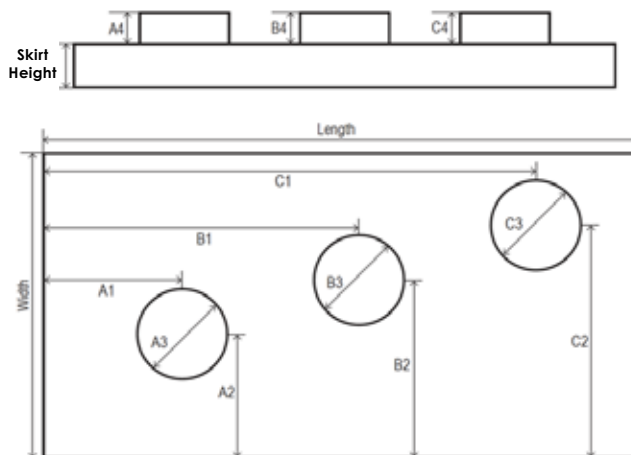
Aluminum



Galvanized



Copper



1 Material

2 Measurements

CUSTOM ORDER HY-C CAPS

HY-C Band-Around Brick Caps Available in Custom Sizes & Styles!

The HY-C Band-Around Brick Caps are only available in stainless steel or aluminum and up to 38" wide and 86" long. The lid overhangs approximately three inches and the cover attaches securely to the chimney with a 2 1/4" draw band. This cap comes with four adjustable corner clamps which provide ample flexibility for proper fit.

What is needed to create your custom cap?

- Width of Crown
- Length of Crown
- Tile Height
- Material: Stainless Steel or Aluminum



Custom Caps Do Not Qualify for Free Shipping.

SHELTERPRO CHIMNEY CAPS



The ShelterPro Chimney Cap is constructed with 100% 304 stainless steel, and built to withstand any weather conditions. This cap is ideal for oil, coal, or wood burning fireplaces and features a stainless steel, 24 gauge lid, with scalloped corners, and roll-formed edges. This cap also has 18 gauge, 3/4" expanded stainless steel mesh and a 16 gauge, stainless steel base. The slotted, hex-head bolts work with the unique, corner mounting attachments designed to provide the securest possible fit to a masonry flue tile. The ShelterPro Chimney Cap requires no assembly, is available in 5/8" California mesh screening, and has a lifetime limited warranty.

- Made in the USA
- 100% 304 stainless steel
- 7" high screen
- Unique corner mounting attachment provides securest fit to a masonry flue tile
- Lifetime limited warranty



SHELTERPRO chimney cap sizing

(FLUE TILE OUTER DIMENSIONS)

9" x 9" cap fits OD liner:	7 1/2" x 7 1/2" - 9 1/2" x 9 1/2"
9" x 13" cap fits OD liner:	7 1/2" x 11 1/2" - 9 1/2" x 13 1/2"
9" x 18" cap fits OD liner:	7 1/2" x 16 1/2" - 9 1/4" x 18 1/4"
13" x 13" cap fits OD liner:	11 1/2" x 11 1/2" - 13 1/2" x 13 1/2"
13" x 18" cap fits OD liner:	11 1/2" x 16 1/2" - 13 1/4" x 18 1/4"
18" x 18" cap fits OD liner:	16 1/2" x 16 1/2" - 18 1/4" x 18 1/4"

Available with 5/8" California Mesh

9" x 9"	9" x 13"	9" x 18"	13" x 13"	13" x 18"	18" x 18"
\$62.79 150499	\$75.99 150493	\$113.47 150498	\$94.99 150433	\$116.63 150438	\$152.56 150488

Shelter Pro Slip in Leg Kit - Stainless Steel

\$11.39
150400

SMARTSTACK MULTI-PACK, SINGLE FLUE CAPS



- Designed for all season protection
- Made in the USA
- 100% 304 stainless steel
- Multi-pack design allows for easy truck storage
- Easy assembly, lid attaches in seconds with wing nuts
- 16 gauge, stainless steel base for extra strength
- Limited lifetime warranty

SmartStack Leg Kits Available!
Call for More Details!

SmartStack Cap Sizing

(FLUE TILE OUTER DIMENSIONS)	
9" x 9" cap fits:	7½" x 7½" - 9½" x 9½"
9" x 13" cap fits::	7½" x 11½" - 9½" x 13½"
9" x 18" cap fits:	7½" x 16½" - 9¼" x 18¼"
12" x 12" cap fits:	10½" x 10½" - 12½" x 12½"
13" x 13" cap fits::	11½" x 11½" - 13½" x 13½"
13" x 18" cap fits:	11½" x 16½" - 13¼" x 18¼"
18" x 18" cap fits::	16½" x 16½" - 18¼" x 18¼"

Our best selling SmartStack Chimney Caps are multi-pack, single flue caps built with 100%, 304 stainless steel, and designed to withstand the toughest weather conditions! The multi-pack configuration allows these caps to be stacked with nested bases, which reduces storage costs. They are designed for oil, coal, or wood burning fireplaces.

These high-quality caps come in packs of four and feature:

- 24 gauge, stainless steel lid with scalloped corners and roll-formed edges
- 18 gauge, ¾" expanded metal stainless steel mesh
- 16 gauge, stainless steel base for added durability

Included with this product are pointed, stainless steel, slotted hex-head bolts used with the side mounting attachment which provides a secure fit to masonry flue tiles. These SmartStack Chimney Caps come with a limited lifetime warranty.

SmartStack Multi-Pack, Four Caps

9" x 9"	9" x 13"	9" x 18"	12" x 12"	13" x 13"	13" x 18"	18" x 18"
\$206.25 720909	\$264.53 720913	\$374.45 720918	\$289.05 721212	\$327.56 721313	\$372.83 721318	\$387.41 721818

SmartStack Hardware Pack

\$23.74
721506

HY-C SINGLE FLUE CAPS

Stainless Steel, Single Flue Chimney Caps: constructed of 100% 304 stainless steel, and designed to withstand the toughest of weather conditions.

Galvanized, Single Flue Chimney Caps: powder coated black, making them scratch resistant and increasingly more rust resistant than painted caps.

Copper, Single Flue Chimney Caps: copper finish, which will age to a patina, blending with other copper features of the house, such as gutters or trim.

These chimney caps are ideal for oil, coal, or wood burning fireplaces. The Stainless Steel and Copper Caps come with a lifetime warranty, the Galvanized Steel Caps come with a seven-year warranty.

These chimney caps' high-quality design includes:

- 24 gauge lids with scalloped corners and roll-formed edges
- 18 gauge, $\frac{3}{4}$ ", expanded mesh screenings, turned inward for extra protection
- 16 gauge bases for extra durability

What makes these chimney caps unique are the mounting attachments that use slotted, hex-head bolts to provide a secure and reliable fit. A clamp-on, stainless steel cap is also offered! These caps are made in the USA, and deliver a durable, cost-effective chimney cap solution.

Don't see the size you're looking for? Call us today for custom orders and additional sizing options!

Round, Stainless Steel Single Flue Caps



ROUND, STAINLESS STEEL SINGLE FLUE CAPS - SIZING

(FLUE TILE OUTER DIMENSIONS)		
10" cap fits:	9½" - 10½"	
12" cap fits::	11½" - 12½"	
14" cap fits:	13½" - 14½"	
10"	12"	14"
\$97.33 151010	\$110.73 151012	\$114.58 151014

Round, Stainless Steel Single Flue Caps - Legs

ROUND, STAINLESS STEEL SINGLE FLUE CAPS - LEGS SIZING

(FLUE TILE OUTER DIMENSIONS)	
10" cap fits:	9½" - 10½"
12" cap fits::	11½" - 12½"
14" cap fits:	13½" - 14½"
10"	12"
\$111.36 150110	\$116.74 150112
14"	
\$123.49 150114	



HY-C SINGLE FLUE CAPS

Round, Stainless Steel Single Flue Caps - Clamp-On



ROUND, STAINLESS STEEL SINGLE FLUE CAPS - CLAMP-ON SIZING

(FLUE TILE OUTER DIMENSIONS)

4" cap fits OD liners:	3½" - 4½"
5" cap fits OD liners:	4½" - 5½"
6" cap fits OD liners:	5½" - 6½"
7" cap fits OD liners:	6½" - 7½"
8" cap fits OD liners:	7½" - 8½"
9" cap fits OD liners:	8½" - 9½"
10" cap fits OD liners:	9½" - 10½"
12" cap fits OD liners:	11½" - 12½"
14" cap fits OD liners:	13½" - 14½"

4"	5"	6"	7"	8"	9"	10"	12"	14"
\$65.16 150504	\$67.94 150505	\$69.08 150506	\$72.70 150507	\$72.70 150508	\$90.76 150509	\$99.68 150510	\$115.84 150512	\$118.53 150514

Square, Stainless Steel Single Flue Caps

SQUARE, STAINLESS STEEL SINGLE FLUE CAP SIZING

(FLUE TILE OUTER DIMENSIONS)

9" x 9" cap fits	7½" x 7½" - 9½" x 9½"
9" x 13" cap fits	7½" x 11½" - 9½" x 13½"
9" x 18" cap fits	7½" x 16½" - 9¼" x 9¼"
11" x 11" cap fits	9¾" x 9¾" - 12" x 12"
12" x 16" cap fits	10" x 14" - 12½" x 16¼"
13" x 13" cap fits	11½" x 11½" - 13½" x 13½"
13" x 18" cap fits	11½" x 16½" - 13¼" x 18¼"
15" x 15" cap fits	13¾" x 13¾" - 16" x 16"
18" x 18" cap fits	16½" x 16½" - 18" x 18"



Available with 5/8" California Mesh

9" x 9"	9" x 13"	9" x 18"	11" x 11"	12" x 16"	13" x 13"	13" x 18"	15" x 15"	18" x 18"
\$77.23 150199	\$82.94 150193	\$112.37 150198	\$119.21 150111	\$126.97 150126	\$113.99 150133	\$142.49 150138	\$149.59 150155	\$149.59 150188

GALVANIZED SINGLE FLUE CAPS



Round, Galvanized Single Flue Caps

ROUND, GALVANIZED
SINGLE FLUE CAP SIZING

(FLUE TILE OUTER DIMENSIONS)

8" cap fits OD liners	7½" - 8½"
10" cap fits OD liners	9½" - 10½"
12" cap fits OD liners	11½" - 12½"
14" cap fits OD liners	13½" - 14½"
16" cap fits OD liners	15½" - 16½"
18" cap fits OD liners	17½" - 18½"

	10"	12"	14"	16"	18"
¾" Mesh	\$73.10 151110	\$78.70 151112	\$87.55 151114	- -	- -
⅝" California Mesh	\$79.82 CBC10CA	\$83.82 CBC12CA	\$93.57 CBC14CA	\$89.68 CBC16CA	\$94.01 CBC18CA

EXPANDED METAL SCREENING

This stainless steel Expanded Metal Screening can be used for many different applications, such as screening decorative chimneys, and holes in eaves, soffits, or other

areas of the roof. It comes in rolls of 12" x 96" and can be attached with silicone sealant, nails or screws. It's made of heavy, 18 gauge, stainless steel, and features a ¾" opening.



Expanded Metal Screening

12" x 96"

\$98.25
101296

HY-C LEG KITS



Leg Kits are made with heavy, 11 gauge, 304 stainless steel. They are designed to grip the interior of a chimney flue, holding a cap in place with a unique corner mount attachment. These Leg Kits come

in sets of four, and are specifically made to work with the Single Flue, Stainless Steel Caps from HY-C. These leg kits are not designed to work with SmartStack multi-pack caps.

Leg Kit - Stainless Steel

Set of 4

\$16.36
150601

HY-C SINGLE FLUE CAPS

SQUARE, GALVANIZED SINGLE FLUE CAP SIZING

(FLUE TILE OUTER DIMENSIONS)	
8" x 17" cap fits	6½" x 15½" - 8½" x 17½"
8" x 20" cap fits	6½" x 18½" - 8½" x 20½"
9" x 9" cap fits	7½" x 7½" - 9½" x 9½"
9" x 13" cap fits	7½" x 11½" - 9½" x 13½"
9" x 18" cap fits	7½" x 16½" - 9½" x 18½"
9" x 21" cap fits	7¾" x 19¾" - 9" x 20"
10" x 17" cap fits	8" x 15" - 10¼" x 17½"
11" x 11" cap fits	9¾" x 9¾" - 12" x 12"
12" x 16" cap fits	10" x 14" - 12½" x 16¼"
13" x 13" cap fits	11½" x 11½" - 13½" x 13½"
13" x 17" cap fits	11½" x 15½" - 13½" x 17½"
13" x 18" cap fits	11½" x 16½" - 13¼" x 18¼"
13" x 21" cap fits	11½" x 19½" - 13¼" x 21¼"
15" x 15" cap fits	13¾" x 13¾" - 16" x 16"
17" x 21" cap fits	15¾" x 19¾" - 17" x 21"
18" x 18" cap fits	16½" x 16½" - 18" x 18"
20" x 20" cap fits	18" x 18" - 20" x 20"



Square, Galvanized
Single Flue Caps



	8" x 17"	8" x 20"	9" x 9"	9" x 13"	9" x 18"	9" x 21"
¾" Mesh	- -	- -	\$46.92 150299	\$61.73 150293	\$47.65 150298	- -
⅝" California Mesh	\$69.45 CBC817CA	\$71.64 CBC820CA	\$64.56 CBC99CA	- -	- -	\$73.07 CBC921CA
	10" x 17"	11" x 11"	12" x 16"	13" x 13"	13" x 17"	13" x 18"
¾" Mesh	- -	\$62.18 150222	\$64.57 150226	\$56.30 150233	- -	\$63.93 150238
⅝" California Mesh	\$72.22 CBC1017CA	- -	- -	\$76.30 CBC1313CA	\$81.00 CBC1317CA	- -
		13" x 21"	15" x 15"	17" x 21"	18" x 18"	20" x 20"
¾" Mesh		- -	\$75.92 150255	- -	\$86.98 150288	\$92.68 150202
⅝" California Mesh		\$81.04 CBC1321CA	- -	\$82.99 CBC1721CA	\$88.03 CBC1818CA	\$94.56 CBC2020CA

LINDEMANN

EXPERIENCE THE DIFFERENCE

TOP PRODUCTS & NAME BRANDS



**STRAIGHT FORWARD
COMMUNICATION**



**PRODUCTS YOU
NEED IN STOCK**



**RELIABLE
CUSTOMER SERVICE**



**EASY & FAST
WEBSITE ORDERING**



ORDER ONLINE & SAVE!

LINDEMANNSUPPLY.COM



**TAKE CHARGE
OF THE PARGE &
STAY SAFE WITH
CHAMBER
SAFE™**



**ZERO
CLEARANCE**

WEATHERSHIELD WSA

More sizes and options online!



The WeatherShield WSA Chimney Cap is a universal, solid pack, factory-built chimney cap used for round, single wall, Class "A", and Type B gas vent chimney pipe. This cap is constructed of 26 gauge, 304 stainless steel and fits into pipe easily. Simply squeeze the base of the cap, slide it into the pipe, and the cap will grip firmly as it expands outwards. The WeatherShield WSA Chimney Cap can also be used for masonry chimneys when paired with a masonry adapter (sold

separately). These caps have a removable 13" lid (10" cap has 16" lid) and come standard with 1" clog-resistant mesh screens. Caps are also available in 1/2" California mesh. The WeatherShield WSA Chimney Cap is made in the USA, and features a limited lifetime warranty.

WeatherShield Chimney Caps are primarily used to keep rain, snow, animals, leaves, and other debris from entering the chimney!

Removable Lid & Available with 1/2" California Mesh!

3"	4"	6"	7"	8"	9"	10"
\$75.38 141103	\$75.38 141104	\$75.38 141106	\$75.38 141107	\$75.38 141108	\$100.71 141109	\$100.71 141110

WEATHERSHIELD TDW

More sizes and options online!

The WeatherShield TDW Chimney Cap is a universal, stainless steel cap for air cooled, factory-built chimneys and is the ideal chimney cap for double or triple wall round, and air-cooled chimneys. This cap is constructed of 26 gauge, 304 stainless steel and fits into pipe easily. Simply squeeze the base of the cap, slide it into the pipe, and the cap will grip firmly as it expands outwards. The WeatherShield TDW Chimney Cap features two collars that prevent moisture entry while still allowing the pipe to cool, making it

the perfect protection from animals, debris, and wet conditions. This cap comes standard with removable lid and 1", clog-resistant mesh screen, but is available with a 1/2" mesh screen. The WeatherShield TDW Chimney Cap is made in the USA, and features a limited lifetime warranty.

WeatherShield Chimney Caps are primarily used to keep rain, snow, animals, leaves, and other debris from entering the chimney!



Removable Lid & Available with 1/2" California Mesh!

	6"	7"	8"	9"	10"
16" Lid	\$148.21 141206	\$148.21 141207	\$148.21 141208	\$148.21 141209	\$174.95 141210
19" Lid	\$179.50 141206OS	\$179.50 141207OS	\$194.95 141208OS	\$179.50 141209OS	\$186.33 141210OS

VACU-STACK VSS

More sizes and options online!



The Vacu-Stack VSS Chimney Cap is a universal, solid pack, factory-built chimney cap used for round, single wall, Class "A", and Type B gas vent chimney pipe. This cap is constructed of 26 gauge, 304 stainless steel and fits into pipe easily. Simply squeeze the base of the cap, slide it into the pipe, and the cap will grip firmly as it expands outwards. The Vacu-Stack VSS Chimney Cap can also be used for masonry chimneys when

paired with a masonry adapter (sold separately). This cap is available with either a 1" or ½" mesh screen, is made in the USA, and features a limited lifetime warranty.

Vacu-Stack Chimney Caps are primarily used for solving common wind-related chimney draft problems caused by conditions such as hills & mountains, tall trees, or tall buildings nearby.

Available with 1" Standard or ½" California Mesh Screens!

3"	4"	5"	6"	7"	8"	9"	10"
\$83.34 140103	\$89.60 140104	\$95.02 140105	\$102.98 140106	\$104.40 140107	\$126.02 140108	\$177.22 140109	\$183.78 140110

VACU-STACK TDW

More sizes and options online!

The Vacu-Stack TDW Chimney Cap is a universal, stainless steel cap for air cooled, factory-built chimneys and is the ideal chimney cap for double or triple wall round, and air-cooled chimneys. This cap is constructed of 26 gauge, 304 stainless steel and fits into pipe easily. Simply squeeze the base of the cap, slide it into the pipe, and the cap will grip firmly as it expands outwards. The Vacu-Stack TDW Chimney Cap features two collars that prevent moisture entry while still allowing the pipe to cool,

making it the perfect protection from animals, debris, and wet conditions. This cap is available with either a 1" or ½" mesh screen, is made in the USA, and features a limited lifetime warranty.

Vacu-Stack Chimney Caps are primarily used for solving common wind-related chimney draft problems caused by conditions such as hills & mountains, tall trees, or tall buildings nearby.



Available with 1" Standard or ½" California Mesh Screens!

	6"	7"	8"	9"	10"
16" Lid	\$174.38 140206	\$177.22 140207	\$195.43 140208	\$245.79 140209	\$261.72 140210
19" Lid	\$185.76 140206OS	\$188.60 140207OS	\$206.81 140208OS	\$257.17 140209OS	\$273.10 140210OS

STORMSHIELD STS

More sizes and options online!

The StormShield STS Chimney Cap is a universal, solid pack, factory-built chimney cap used for round, single wall, Class "A", and Type B gas vent chimney pipe. This cap is constructed of 26 gauge, 304 stainless steel and fits into pipe easily. Simply squeeze the base of the cap, slide it into the pipe, and the cap will grip firmly as it expands outwards. The StormShield STS Chimney Cap can also be used for masonry chimneys when paired with a masonry adapter (sold separately). These caps come

standard with 17" lids (10" cap has 20" lid) and 1" clog-resistant mesh screens. Caps are also available with ½" California Mesh. The StormShield STS Chimney Cap is made in the USA, and features a limited lifetime warranty.

StormShield Chimney Caps are primarily used to prevent chimney drafting issues in coastal areas where high winds, and heavy rain are common! A conversion kit is available to convert WeatherShield caps into StormShield caps!



Available with ½" California Mesh!

3"	4"	5"	6"	7"	8"	9"	10"
\$122.60 142203	\$122.60 142204	\$122.60 142205	\$122.60 142206	\$122.60 142207	\$122.60 142208	\$155.33 142209	\$155.33 142210

STORMSHIELD TDW

More sizes and options online!



The StormShield TDW Chimney Cap is a universal, stainless steel cap for air cooled, factory-built chimneys and is the ideal chimney cap for double or triple wall round, and air-cooled chimneys. This cap is constructed of 26 gauge, 304 stainless steel and fits into pipe easily. Simply squeeze the base of the cap, slide it into the pipe, and the cap will grip firmly as it expands outwards. The StormShield TDW Chimney Cap features two collars that prevent moisture entry while still allowing the pipe to cool, making it the perfect protection from animals, debris, and wet conditions.

These caps come standard with 17" lids (10" cap has 20" lid) and 1" clog-resistant mesh screens. Caps are also available with ½" California Mesh. The StormShield TDW Chimney Cap is made in the USA, and features a limited lifetime warranty.

StormShield Chimney Caps are primarily used to prevent chimney drafting issues in coastal areas where high winds, and heavy rain are common! A conversion kit is available to convert WeatherShield caps into StormShield caps!

Available with ½" California Mesh!

6"	7"	8"	9"	10"
\$228.16 142306	\$228.16 142307	\$228.16 142308	\$228.16 142309	\$237.53 142310

WEATHERSHIELD MARK B



**Removable Lid & Available
with 1/2" California Mesh!**

The WeatherShield Mark B is constructed with 304 stainless steel, converts from an air-cooled cap to a solid pack cap, and can also be used with flexible or single wall rigid liner (may void UL Listing). For air-cooled pipe, the adjustable stabilizing support screen keeps out animals and eliminates liner "float". This cap comes with positioning bolts, which ensure required spacing for air-cooled chimneys, and has a 13" lid and bottom collar. This cap is designed with the "spring fit" system which ensures a secure flue connection, carries a lifetime warranty, and is made in the USA.

6"

\$81.66
141306B

8"

\$81.66
141308B

VACU-STACK ACCESSORIES

Vacu-Stack, Oval

8" x 12"

\$164.43
140182

Vacu-Stack Screens

6" or 7"

\$22.19
140567

8" or 8" x 12"

\$25.03
140581

9" or 10"

\$29.86
140591

Available with 1/2" California Mesh!



LINDEMANN CHIMNEY CO.
operates one of the largest chimney
service companies in the US. The products
we offer are tested in the field by our
Certified Technicians.



WEATHERSHIELD TALLBOY

More sizes and options online!

The WeatherShield Tallboy is made for air-cooled chimney pipe, and has a slip collar that extends 15" below the bottom of the lid assembly. Tie down straps (3) are included to secure the cap and eliminate liner "float". The WeatherShield Tallboy is made with 100% 304 stainless steel to ensure a long life, and comes with a lifetime warranty!

Removable Lid & Available with ½" California Mesh

	8"	9"	10"	11"	12"
16" Lid	\$190.60 141008	\$190.60 141009	\$195.72 141010	- -	- -
19" Lid	\$201.98 141008OS	\$207.10 141009OS	\$207.10 141010OS	\$240.38 141011	\$265.41 141012

VACU-STACK TALLBOY

More sizes and options online!

The Vacu-Stack Tallboy is made for air-cooled chimney pipe, and has a slip collar that extends 15" below the bottom of the lid assembly. Tie down straps (3) are included to secure the cap and eliminate liner "float". The Vacu-Stack Tallboy is made with 100% 304 stainless steel to ensure a long life, and comes with a lifetime warranty!

Available with 1" Standard or ½" California Mesh Screens!



	8"	9"	10"	11"	12"
16" Lid	\$235.26 140008	\$291.31 140009	\$307.24 140010	- -	- -
19" Lid	\$173.79 140008OS	\$238.83 140009OS	\$318.28 140010OS	\$433.55 140011	\$479.07 140012



STORMSHIELD TALLBOY

More sizes and options available online!

The StormShield Tallboy is made for air-cooled chimney pipe, and has a slip collar that extends 15" below the bottom of the lid assembly. Tie down straps (3) are included to secure the cap and eliminate liner "float". The StormShield Tallboy is made with 100% 304 stainless steel to ensure a long life, and comes with a lifetime warranty!

Available with ½" California Mesh!

	8"	9"	10"	11"	12"
16" Lid	\$267.98 142008	\$267.98 142009	\$267.98 142010	- -	- -
19" Lid	\$285.05 142008OS	\$285.05 142009OS	\$285.05 142010OS	\$308.09 142011	\$355.60 142012

6" Round / 10" x 10"	\$37.55 140688
6" Round / 10" x 14"	\$42.40 140683
7" Round / 10" x 10"	\$37.55 140788
7" Round / 10" x 14"	\$42.40 140783
8" Round / 14" x 14"	\$42.38 140833
10" Round / 14" x 14"	\$42.38 141033
12" Round / 18" x 18"	\$50.07 140912



ICP MASONRY ADAPTERS

These ICP Masonry Adapters are used when installing the StormShield, Vacu-Stack, or WeatherShield Chimney Caps on a masonry flue. The adapter slides into the flue and secures with a tightening bar in the corners - seal the plate to the flue tile with high-temperature silicone sealant.

Choose the diameter of the chimney pipe, and the size of the adapter plate that is required for the top of the tile. Please see our website for additional size options.

PREMIER TOP MOUNT MULTI-FLUE CAPS



The Premier Top Mount Multi-Flue Cap, made with 304 stainless steel, has a top mount design that is easily attached to the top of the chimney crown or brick with chimney top adhesive and tapcons (included). All Premier Top Mount Multi-Flue Caps have a hinged mounting system (piano hinge), that gives extra space for a tight fit. These caps are great at keeping out animals and debris!

ORDERING YOUR PREMIER TOP MOUNT MULTI-FLUE CAPS:

1 Determine the outside dimensions (Width x Length)

2 Determine the Height

3 Add PT to the front of your dimension and height measurements to get your item number

PT _____ _____ _____
 Width Length Height

Example:

A cap with 9" width, 13" length, and 10" height - **PT91310**

4 Visit our website for ordering options and pricing

For ease of ordering, the most common outside dimensions and pricing are listed on the following page.

Available with 5/8" California Mesh! Larger Size Caps May Not Qualify for Free Shipping.

PREMIER TOP MOUNT MULTI-FLUE CAPS

AVAILABLE HEIGHTS OF CAPS

8"

10"

12"

16"

More sizes and options available online!

Remember to add PT to the front of your dimension and height measurements to get your item number.

PT _____
 Width Length Height

Example:

A cap with 9" width, 13" length, and 10" height - **PT91310**

Premier Top Installation Package

\$24.27
PTINSTALLPKG



WIDTHS OF THE MULTI-FLUE CAP

	9"	13"	17"	21"	25"	29"	33"
9"	\$96.03						
13"	\$113.11	\$127.69					
17"	\$140.50	\$138.90	\$138.90				
21"	\$160.92	\$168.04	\$168.04	\$215.92			
25"	\$175.17	\$181.49	\$181.49	\$235.25	\$255.41		
29"		\$197.15	\$197.15	\$270.24	\$277.82	\$295.73	
33"		\$197.15	\$206.11	\$271.09	\$295.73	\$315.68	\$416.82
37"		\$212.84	\$212.84	\$295.73	\$315.93	\$336.06	\$437.41
41"		\$221.77	\$239.73	\$289.01	\$338.30	\$356.42	\$378.84
45"		\$266.63	\$266.61	\$338.30	\$358.47	\$376.80	\$399.19
49"		\$277.82	\$277.82	\$351.73	\$378.63	\$397.17	\$419.55
53"		\$362.40	\$293.50	\$365.19	\$399.19	\$417.52	\$439.93
57"		\$309.17	\$309.17	\$385.34	\$419.55	\$419.55	\$537.88
61"		\$380.38	\$383.09	\$407.33	\$439.93	\$458.26	\$558.26
65"		\$396.53	\$396.53	\$427.71	\$460.30	\$478.63	\$578.63
69"		\$421.50	\$442.06	\$462.63	\$480.66	\$499.01	\$599.00

LENGTHS OF THE MULTI-FLUE CAP




Width



Length




Top



Multi-Flue Cap Assembled

HY-C BIGTOP MULTI-FLUE, GALVANIZED CAPS



Removable Lid!

The HY-C BigTop Multi-Flue, Galvanized Caps feature a removable, 24 gauge lid which includes weld nuts that won't strip when tightened. This cap is available as either a standard multi-flue cap or knock-down cap, depending on the size. The scalloped corners and roll formed edges on the lid add to the appearance, as well as making handling safer and easier. The base flange on this cap is 24 gauge, which provides additional strength, includes tapcon masonry screws, 10.6 oz. tube of adhesive, and stands 8" high after assembly.. HY-C assembles every BigTop before shipping, assuring that the cap doesn't have missing parts or defects, and offers a seven-year warranty.

Larger Size Caps May Not Qualify for Free Shipping.

BigTop Multi-Flue Cap - Galvanized, Knock-Down

14" x 21"	14" x 26"	14" x 30"	14" x 34"	15" x 37"	17" x 29"	17" x 41"	17" x 53"
\$105.39 150241	\$116.74 150246	\$119.17 150240	\$150.50 150245	\$160.09 150257	\$116.84 150279	\$145.94 150271	\$186.45 150273



YOUR ONE-STOP Custom Metal Shop



CHASE COVERS



CUSTOM FABRICATION



MULTI-FLUE CAPS

HIGH QUALITY DONE RIGHT • PRODUCTS & SERVICE YOU NEED

HY-C ANIMAL SCREENS & VENTGUARDS



These stainless steel or black galvanized Roof VentGuards are constructed with heavy-duty, 18 gauge, 12" high, expanded mesh screening to prevent wildlife from entering your home through roof vents. These VentGuards come in single or three packs, and a variety of sizes. They are easy to install, and provide a clean looking animal protection option.

**Additional Shipping Charges May Apply.
Three Packs Available, Call For Details.**



	16" x 16"	25" x 25"	30" x 30"
Stainless Steel	\$75.99 RVG1616	\$142.49 RVG2525	\$189.99 RVG3030
Galvanized	\$37.14 RVG1616G	\$76.24 RVG2525G	\$75.47 RVG3030G

These Animal Screens are constructed with heavy-duty, 16 gauge, $\frac{5}{8}$ " galvanized steel mesh, and are painted black. These Raccoon Screens are constructed with 100% 304 stainless steel and feature 18 gauge, 6" high, $\frac{5}{8}$ " mesh screening with 14 gauge base. This unit features a tamper-proof, bolt-on attachment, and comes available in black, galvanized metal.

ANIMAL & RACCOON SCREEN SIZING

(FLUE TILE OUTER DIMENSIONS)	
9" x 9" fits OD liners	7½" x 7½" - 9½" x 9½"
9" x 13" fits OD liners	7½" x 7½" - 9½" x 13½"
13" x 13" fits OD liners	11½" x 11½" - 13½" x 13½"



	9" x 9"	9" x 13"	13" x 13"
Animal Screens	\$26.15 150399	\$31.61 150393	\$38.98 150333
Raccoon Screens	\$80.74 151099	\$94.99 151093D	\$104.49 151033D
	10" dia.	12" dia.	14" dia.
Round Animal Screens	\$29.77 150310	\$35.94 150312	\$39.23 150314



ENERVEX CHIMNEY FAN SYSTEMS

ENERVEX Chimney Fans are exhaust fans specifically designed for applications where efficient operation, low noise level, low energy consumption, variable speed and compact design are of utmost importance. They should be installed at the termination point of a solid fuel chimney or stack system and can be mounted on masonry or metal chimneys. Although they are typically mounted vertically, sidewall venting may be an option as well. These chimney fans assure a negative pressure is maintained in the entire chimney or stack system during operation as these fans discharge at a high velocity. ENERVEX fans are compact, and barely visible from the ground but may also be hidden behind chimney top enclosures such as chimney caps, shrouds, cupolas, etc.

These fans are hinged and the top can be opened for easy service and access to the chimney flue and fan blades. The housing is made of 3/16" thick stainless steel and finished with one coat of black paint for added corrosion resistance. The fan blades are stainless steel, dynamically and statically balanced to assure low noise level and operate vibration-free.

The motor is a split capacitor, totally enclosed, Class "H" insulated and in the IP54 Protection Class. The motor also features sealed ball bearings, variable speed control and thermal overload protection.

STANDARD EQUIPMENT:

- 2" x 2" or 4" x 4" Junction Box, Cover & Conduit
- Fiber Mat & Mounting Brackets
- Bird Screen
- 5-Amp Fan Speed Control

Visit the [Enervex website](http://www.enervex.com) for sizing information
www.enervex.com

- Quiet operation
- Easy, no-mess installation
- Compact design, barely visible from ground level
- Available in four sizes
- UL 378 Standard for Draft Equipment
- CSA-CAN3-B255-M81 Standard for Mechanical Flue Gas Exhausters
- Two-year factory warranty; ten-year corrosion perforation warranty

RSHT Model



The **RSHT Chimney Fan** is for use with wood, pellet, or coal applications where flue gas temperatures do not exceed 1400° F for intermittent operation, and 1000° F for continuous operations.

	RSHT-9 12" x 12"	RSHT-12 14" x 14"	RSHT-14 16" x 16"	RSHT-16 19" x 19"
Energex Chimney Fan - RSHT	\$2,196.91 130109HT	\$2,593.31 130112HT	\$3,314.75 130114HT	\$4,048.90 130116HT

RS Model



Energex Chimney Fan - RS

	RS-9 12" x 12"	RS-12 14" x 14"	RS-14 16" x 16"	RS-16 19" x 19"
	\$1,874.52 130109	\$2,211.71 130112	\$2,377.73 130114	\$3,453.66 130116

The **RS Chimney Fan** is for use with gas and oil appliances where flue gas temperatures do not exceed 575° F for intermittent operation and 482° F for continuous operation.

ENERVEX ADAPTERS FOR RS & RSHT



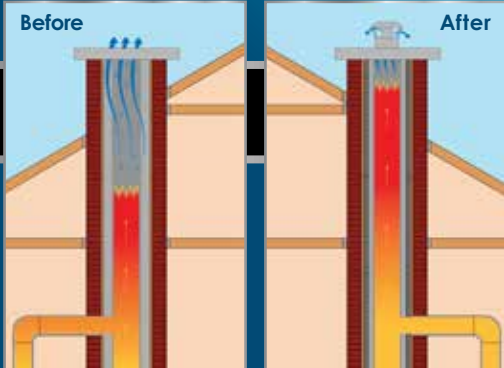
These ENERVEX SCA and ASCA Steel Chimney Adapters are used to provide support for the installation of an RS model or RSHT model chimney fan on a round steel chimney pipe (SCA), or a round, air-cooled steel chimney pipe (ASCA). These adapters are mounted at the chimney termination point, consist of a square mounting plate to support the fan, and a round collar that can slide into the chimney for a tight fit. The outer diameter of the collar is 1/8" smaller than the inner diameter of the chimney. The ASCA Adapters have a 5" collar that eliminates the need to secure the adapter externally.

SCA Chimney Fan Adapters

	5"	6"	8"	10"	12"	14"	16"
RS/RSHT-9 Adapter	\$328.41 130905	\$328.41 130906	\$328.41 130908	\$312.62 130910	- -	- -	- -
RS/RSHT-12 Adapter	- -	\$328.41 131206	\$328.41 131208	\$312.62 131210	\$397.54 131212	\$397.54 131214	- -
RS/RSHT-14 Adapter	- -	\$324.37 131206	\$344.21 131208	\$311.99 131210	\$371.99 131212	\$371.99 131214	- -
RS/RSHT-16 Adapter	- -	- -	- -	\$397.54 131610	\$397.54 131612	\$397.54 131614	\$397.54 131616

ASCA Chimney Fan Adapters

	5"	6"	8"	10"	12"	14"	16"
RS/RSHT-9 Adapter	\$406.56 151905	\$406.56 151906	\$406.56 151908	- -	- -	- -	- -
RS/RSHT-12 Adapter	- -	\$471.81 151906	\$486.26 151908	- -	- -	- -	- -
RS/RSHT-14 Adapter	- -	- -	\$523.41 151408	\$427.60 151410	- -	\$427.60 151414	- -
RS/RSHT-16 Adapter	- -	- -	- -	\$427.60 151610	\$427.60 151612	- -	\$427.60 151616



HEALTHY HEARTH

Providing your customers with a wide range of options for liners and caps will improve home safety and fireplace drafting.



This damper is designed to work equally well without an ENERVEX Chimney Fan and used as a replacement for zero clearance fireplace dampers.

ENERVEX FIREPLACE DAMPERS FOR RS & RSHT

The Mechanical Fireplace Damper (MFD, automated) for the RS model chimney fan is used for gas-fired applications. It is used as a component in a combined fan and damper system, whose actuator can be interlocked to a control (ADC100 or ADC150) so operation occurs only when the fireplace is in use.

The Manual Fireplace Damper (MFD-S, manual) for the RSHT model chimney fan is used for solid fuel applications. This damper is designed for chimney top installations, and manually operated as a gravity actuated fireplace damper for round chimneys. The MFD-S damper is operated with a pull chain and handle (included), which is mounted in the fireplace.

	8"	10"	12"	14"	16"
Mechanical Fireplace Damper RS-9 & RS-12	\$1,559.25 132808	\$1,635.48 132810	\$1,745.67 132812	-	-
Mechanical Fireplace Damper RS-14 & RS-16	\$1,622.31 132908	\$1,745.67 132910	\$1,866.25 132912	\$1,928.62 132920	\$2,235.84 132930
Manual Fireplace Damper RSHT-9 & RSHT-12	\$784.48 ENE3808	\$853.78 ENE3810	\$920.30 ENE3812	-	-
Manual Fireplace Damper RSHT-14 & RSHT-16	\$880.80 ENE3908	\$951.49 ENE3910	\$1,022.18 ENE3912	\$1,091.48 ENE3914	-

ENERVEX FAN SYSTEM CONTROLS FOR RS & RSHT

The ADC100 Fan & Damper Control is used with the RS model to control draft in a gas fireplace where modulation is not required.

The ADC150 Modulating Fan & Damper Control monitors the draft in a chimney system by modulating the fan speed.

The EFC 211 Fan Control used with RSHT models, monitors and maintains proper draft in solid-fuel appliances by monitoring the speed of a chimney fan, and features an audible/visual alarm.

The Fan Speed Control can also be purchased as a replacement if needed, or in lieu of the EFC 211 when building the EcoDamper Draft & Damper System for solid fuel appliances.

ADC100 Control	\$726.08 130111
ADC150 Control	\$1,526.53 130117



Fan Speed Control*	\$59.04 130101
---------------------------	-------------------

*Included with RS and RSHT Chimney Fans



EFC 211 - Motor Speed Control & Alarm	\$838.55 130104
--	--------------------



Proven Draft Switch	\$20.631 130110
----------------------------	--------------------



CHIMNEY SWEEP EQUIPMENT

115 - 155

FEATURED: SMARTSCAN EQUIPMENT 115

This system provides the ability to easily scan a chimney flue, in real time, by using your Android/Apple phone and tablet. Designed for our professional sweeps, and available to our customers!

Now available with custom designed scanning app!

121



VIPER SYSTEMS

Viper systems are the perfect cleaning tools for large chimneys, ducts, and pipe works with their modular design and range of available brushes, and accessories

133



**BUTTONLOK
SPIN HANDLES**

ButtonLok Spin Handles are designed to rotate, providing the user with a safer handle when power sweeping or tile breaking.

152



ACS CREOSOTE REMOVAL

Anti-Creo-Soot is an environmentally safe, nontoxic, effective liquid agent that turns dangerous creosote into harmless ash.

SMARTSCAN



The SmartScan System is a revolution in chimney inspection equipment. This system provides the ability to easily scan a chimney flue for safety concerns and present these issues professionally, and in real time, to your customers. This system is compatible with most smartphones, including Apple and Android systems, with the ability to pair with a tablet via WiFi technology by using a router. The case measures 5 ¼" (width) by 7 ½" (height) by 1 ¾" (depth) and can hold the iPhone 6 and smaller. The Larry Lights (2) are a must add for providing quality, illuminated pictures for your customer!

New and improved app available! Contact us about the SmartScan system and how to get started scanning chimneys!



SmartScan System

\$190.00
110006

Replacement Cover - SmartScan System

\$20.95
110005

Larry Light

\$12.80
110002

Repair Kit - SmartScan System

\$34.28
110003

The Flash-Corder Video Recording Flashlight from A.W. Perkins is designed with a rugged, splash and dust resistant aluminum body built for daily use by chimney professionals for scanning and video documentation! The device includes an encased USB 2.0 connector, can be used at temperatures between 10° and 120° F, and features a compact and lightweight design (8" long x 2 ¼" diameter, 9 ounces). The flashlight has three light settings (Spot, Floodlight, Emergency Flash) and is the ideal inspection tool for every job! The Flash-Corder Holder has a Female ButtonLok connection, and allows the user to attach their video recording flashlight to ButtonLok rods when scanning! Additional accessories available, call for more details!

Video Recording Features:

- Date & Time Stamp Videos
- Store MP4 Files (30 Minutes Max)
- Capture Audio
- Auto Focus to 1"
- 4GB Card Sealed For Protection



Flash-Corder Video Recording Flashlight

\$284.33
562011

Flash-Corder Holder Female ButtonLok

\$98.78
562012



BUTTONLOK VIDEO INSPECTION SYSTEM



This new inspection system comes with two cameras, a ButtonLok centering device, and a 5" portable color monitor/mini DVR for live feed and recording. It will allow the operator to easily view areas of the chimney that mirrors, and similar devices will not reach! The wired camera comes with 100' cable, offers 90° field of view with 520 TVL resolution, and white light LED's to easily illuminate the chimney interior during inspections. The DVR monitor captures both video and still images, accepts micro SD cards (not included), and has a 3200 mAh lithium ion battery for long run times over two hours!

ButtonLok Video Inspection System Includes:

- Wired & Wireless Cameras
- 5" Portable Color Monitor / Mini DVR
- 100' Cable for Wired Camera
- AC Power Supplies, USB Charger, Car Charger
- Lithium Ion Batteries
- Two Carrying Cases
- ButtonLok Centering Device

ButtonLok Video Inspection System

\$1,139.03
569681

WÖHLER VIDEO INSPECTION SYSTEMS



The Wöhler VIS 700 offers exactly what professionals have been waiting for: razor sharp high definition images, a focus function for precise inspection, and wireless locating. The Wöhler VIS 700 is the ideal inspection camera for waste water pipes, flue gas and ventilation lines as well as chimneys! Featuring the latest in digital, high-resolution sensors assures amazing sharp images for you and your customer. The Wöhler VIS 700 offers chimney professionals the ability to plan their maintenance services based on clearly visible facts. The display level indication ensures you keep orientation in the pipe or chimney while the camera display shows the camera head position and angle for ease of navigation.

High definition images are displayed for you on the brilliant, touch screen high-resolution monitor. The Wöhler VIS 700 is designed to transmit live video data to smart devices via Wireless LAN allowing you to conduct an inspection and have the option to stream live images and videos to a smartphone or tablet. You can also save all footage to an SD card for review later.

The focus function via touch screen or joystick makes it possible to control focus depth allowing you to easily target issues in the pipe or flue. The precisely calibrated joystick ensures an accurate, crystal clear image on the screen. Additional settings and extras, such as the touch screen keyboard, are accessible by tapping the touchscreen monitor.

Wöhler VIS 700 - Inspection Camera

\$7,610.40
501500

WÖHLER VIDEO INSPECTION SYSTEMS



The VIS 500 Inspection Camera is the perfect camera system for horizontal or vertical inspections. The new technology allows you to proceed even more purposefully during operation. The VIS 500 exchangeable camera heads allow you full control of pan & tilt via the key pad. In addition, you can take and save still photos at the press of a button! The precise distance and position of the camera head is displayed on screen at all times, allowing you to make an accurate assessment of where the damage is present.

This camera includes a color TFT monitor 4GB internal memory and USB stick option. The camera's WLAN interface makes it possible to view images and videos in the large camera display simultaneously

with your smart phone or tablet. Modular in design, the VIS 500 allows 360 degree pan and 180 degree tilt, electronic position and angle indication, and light-intensive function with 1.5" flexibility. for inspecting tubes 2.7". High brightness and flexible mini camera, manual LED control and electronic distance counting are included along with a lithium ion battery with up to 6 hours of charge.

- Perfect for either vertical or horizontal inspections
- Adjustable LED lighting
- Modular system – choose individual components to upgrade your system
- Waterproof rotate, pan - tilt camera head
- Intuitive handling with uniform operating concept as part of the VIS series

Wöhler VIS 500 - Inspection Camera

\$6,186.48
501450

Wöhler VIS 500 Accessories

Glass Dome & Protection Sleeve - 1.5" dia.

\$194.64
501321

Supplementary Light - 1.5" camera head

\$525.80
501322

Replacement Dome - Polycarbonate Pack of 10

\$118.56
501320

Replacement Camera Holder Arm Set of 4

\$18.77
501311

Camera Roller

\$309.04
501319

Camera Holder

\$551.30
501317



The GS 300 Gas Sniffer from Wöhler is a highly sensitive, and quick responding, gas detection product for leakage detection of gas lines carrying combustible gases. This product features an acoustic signal

and vibration alarm to display even the smallest of leaks! Able to detect concentrations from 0 to 1200 ppm, this device is the perfect safety tool when working with natural or liquefied gas installations.

GS 300 Gas Sniffer


\$204.52
501210

WÖHLER VIDEO INSPECTION SYSTEMS

Wöhler Video Endoscopes are the ideal tools for inspecting inaccessible cavities such as roof insulation, exhaust pipes, sinks, and fireplaces. The VE 400 is able to inspect openings from 5.5 mm.

VE 400 Video Endoscope

- Large HD Color Display
- LED's for illumination of the inspection surrounding
- Transmits images and video data via WiFi
- Snapshot function
- Video recording
- Works with compatible devices (such as netbooks, smartphone, tablet)
- 40" gooseneck cable
- Variable light intensity of the flashlight for illumination of cavities



**VE 400 connects to all your
WiFi enabled devices!**



Wöhler VE 400 - Video Endoscope

\$410.02
501405

Wöhler VE Accessories

Probe, VE 200 - 2 meters

\$87.94
501403



INSPECTION MIRRORS

This Inspection Mirror from Wöhler is 4" x 6" with a 3" x 6" mirror surface. It features heavy-duty construction with a handle that telescopes from 14" - 40", and a leatherette cover that protects the mirror. Also available is the Wöhler Replacement Mirror with Rounded Edges with same dimensions as the inspection mirror.



Wöhler Inspection Mirror - 4" x 6", Telescopes 14" - 40"

\$160.06
501204

Wöhler Replacement Mirror - Rounded Edges

\$66.79
501202



These inspection mirrors, available in either glass or stainless steel, enable inspection of inaccessible work spaces, such as chimneys, and are used by professional chimney sweeps. The handle telescopes from 11" - 15 1/2" on the glass model and 11" - 42" on the stainless steel model.

Ma-Line Inspection Mirror - Glass

\$14.05
602701

Ma-Line Inspection Mirror - Stainless Steel

\$27.79
602702

INSPECTION LIGHTING

These Redline flashlights are the brightest ever created by NEBO Tools. The BLAST features 1,400 lumens and the BIG DADDY features 2,000 lumens of high intensity light! These are must-have flashlights for any professional. Crafted with anodized, aircraft-grade aluminum, these flashlights are completely waterproof, impact resistant, and ready for the toughest work conditions! Both flashlights are designed with 4X zoom functionality, and feature five light modes: high, medium, low, strobe, and flashing beacon.

Features:

- On/Off Button: Glow-In-The-Dark, Rear-Positioned & Soft Touch
- Convex Lens & Tactical Edge
- 4X Adjustable Zoom
- Anodized, Aircraft-Grade Aluminum
- Waterproof & Impact Resistant
- Lanyard & Batteries Included: Big Daddy - 9 Batteries; BLAST - 6 Batteries
- Five Light Modes: High, Medium, Low, Strobe & Flashing Beacon



Redline BIG DADDY Flashlight - 2,000 lumens

\$44.00
110012

Redline BLAST Flashlight - 1,400 lumens

\$38.00
110010

INSPECTION LIGHTING



The Stubby Work Light features a high-intensity, 13-watt fluorescent bulb that packs the equivalent light output of a 75-watt bulb. It is 10 7/8" long, 10 times more impact resistant than a standard flashlight, and includes a 25' cord with switch and in-line ballast. The Mag Mounts (sold separately) clamp around the Stubby Light and magnetically hold it to a damper frame or metal surface. This product is also available with tool tap option, and replacement bulbs.

Stubby - Work Light

\$98.51
603009

Stubby Replacement Bulb - 13 Watts

\$11.31
603213

The Stubby II features a high-intensity, 13-watt fluorescent bulb that's equal to a 75-watt bulb, and is designed with an open end allowing for direct beam function, like a standard flashlight. It includes a tool tap outlet, 25' power cord, switch, and ballast in the head. Replacement bulbs are available and are sold separately.

Stubby II - Work Light

\$115.18
603020



The Stubby II LED with X-Treme Shield uses only 9 watts versus a standard 13-watt fluorescent light. The Stubby II is far superior to the 5mm LEDs currently on the market due to its incorporation of eight side LEDs that are similar to the light output of a fluorescent light. Also, Stubby II LED doesn't contain mercury, and features an X-Treme Shield casing - making it impact, scratch, and chemical resistant. It has an open end so it can be used as a standard flashlight, featuring a smooth, snag-free, on/off switch and a 25' power cord.



The Stubby II LED has a 1-watt end LED (to use as a flashlight), eight 1/2-watt LEDs on the side (equal to a fluorescent), switch in handle, polycarbonate outer tube, and twin steel hook. Stubby II LED is available with either a 1-watt end LED or open end.

Stubby II - LED Work Light, 1 Watt LED End

\$172.74
603030

Stubby II - LED Work Light, Open End

\$134.41
603028

These Mag Mounts are designed to hold any style of Stubby Light where a magnetic surface is available. Easily mount your Stubby Light in a convenient, hands-free location while working! This product is sold individually.

Mag Mount

\$10.79
603100



VIPER SYSTEMS

The Wöhler Viper System is a uniquely designed line of various sized equipment for professional use when cleaning chimneys, ventilation systems, duct work or stoves. The lightweight Wöhler Viper is perfect for cleaning large chimneys, ducts, and pipe works utilizing it's stable, sturdy cable to help tackle most jobs in the field. The Viper Replacement Rods are used with the Wöhler Vipers for chimney cleaning, and come with two, stainless steel M10 female end pieces, protected by a PA (Polyamid) coating.

Viper's Feature:

- Integrated holder for up to 3 star brushes
- Adjustable brake and safety lock for transport
- Used standing upright or in a horizontal position
- GRP Rod 0.35" dia. with Resistant Coat & Length Marking
- Available in 50' and 65' lengths (9mm dia.)
- Viper Repair Kits Available - Includes 7mm rod, Allen Nut & Key

The Wöhler Viper also comes with a variety of adapter options!

- M10 Viper to $\frac{3}{8}$ " Adapter converts M10 threads to $\frac{3}{8}$ " threads and allows you to use Wöhler parts with the Viper System
- M10 Viper to ProFlex and ButtonLok adapters provide flexibility when selecting rods to accompany this Viper system



Wöhler brushes are available for purchase, and do not come included with the Viper Systems.

Viper - 50'	\$526.78 501101
Viper - 65'	\$544.25 501102

Viper Accessories

Viper Replacement Rod - 50'	\$339.87 501101R
Viper Replacement Rod - 65'	\$379.39 501160
Viper Repair Kit	\$67.18 501111
M10 Viper / $\frac{3}{8}$ " NPT Adapter	\$44.95 501113
M10 Viper / Universal Thread Adapter	\$55.53 501114
M10 Viper / ButtonLok Male Adapter	\$41.08 561026
Brush Holder Assembly	\$46.24 501115

These products make us look like professionals. I would definitely recommend them to others in my field. The ease of use, quick set up, and professional look make them very valuable tools. They are an invaluable part of the selling process.

*Dave Bancroft - Sweepman
Chimney, Massachusetts*

VIPER SYSTEMS



The Wöhler Handy Viper cleans flue gas systems, chimneys up to 10" dia., as well as ducts and pipework. It's very lightweight and has a belt clip to use while sweeping and carrying. The GRP rod with resistant coat and length marking makes the handy viper extremely durable. Available in 50' and 65' lengths (7mm dia.), the

Handy Viper Replacement Rods are used with the Wöhler Handy Vipers for chimney cleaning. The rods come with 2 stainless steel M10 female end pieces, and are protected by a PA (Polyamid) coating. The Wöhler Handy Viper Repair Kit includes a 7mm rod end with tiny allen nut and key.

Handy Viper - 50'

\$453.40
501104

Handy Viper - 65'

\$463.01
501106

Handy Viper Accessories**Handy Viper Replacement Rod - 50'**

\$308.26
501161

Handy Viper Replacement Rod - 65'

\$354.69
501162

Handy Viper Repair Kit

\$66.79
501110

The Mini Viper is well suited for tight bends and offsets making it great for cleaning dryer vents, pellet vents, gas flue pipes, and ventilation ducts. It features a hand brake and folding handle, and can be clipped to a belt.

The rod is 4.5 mm dia., 50' long, and weighs just 2.5 lbs. We also stock the Mini Viper Repair Kit, replacement rods, and brushes. The Mini Viper includes a stainless steel end piece, set screw, and an allen wrench.

Mini Viper - 50'

\$453.40
501105

Mini Viper Accessories**Mini Viper Repair Kit**

\$64.22
501112

Mini Viper Flexible Spiral Tip

\$58.29
501150



Looking to stock up on Viper brushes?
Check out our Wöhler Brush Kits on page 125.



VIPER BRUSHES, THREADED

Threaded Viper Brushes have 2-3 layers of bristles, and can be reversed in the flue for scrubbing. They rely on a flexible spiral guide (not shown) for severe offsets. Round Viper Brushes may be used in rectangle flues by sizing your brush 1" - 2" larger than the inside dimension of the flue. These threaded brushes are available in stainless steel flat wire or perlon.

The Threaded Viper Stainless Steel Flat Wire Brush is constructed of premium flatwire for cleaning harder deposits in masonry/tile chimneys.

	8" dia.	10" dia.	12" dia.
Threaded Flat Wire Brush - Stainless Steel	\$38.04 501140	\$41.10 501141	\$45.25 501142

These Threaded Viper Perlon Brushes are made of a heat tolerant (122° F), black plastic fiber for light sweeping in stainless steel chimneys. They come available in a variety of sizes and either round or square styles.

	6" dia.	8" dia.	10" dia.	12" dia.
Threaded Perlon Brush - Round	\$34.78 501136	\$39.52 501137	\$42.14 501138	\$42.48 501139

	8" x 8"	8" x 13"	13" x 13"
Threaded Perlon Brush - Square	\$57.60 501088	\$64.22 501083	\$76.08 501033



VIPER BRUSHES, NON-THREADED

The Viper Star Brushes are designed to be "sandwiched" between the Viper Rod base and the attachment knob. Star Brushes are available in a variety of bristles for every sweeping situation.

The Perlon Star Brush is made of a heat-tolerant (122° F), black plastic fiber for light sweeping in stainless steel chimneys.

	6" dia.	8" dia.	10" dia.	12" dia.	16" dia.
Perlon Star Brush	\$25.69 501120	\$31.22 501121	\$35.67 501122	\$34.28 501123	\$38.73 501124




This Stainless Wire Bristle Brush is made of thin stainless steel that has been corrugated. It cleans soft to medium soot in all chimneys.

	6" dia.	8" dia.	10" dia.	12" dia.
Wire Bristle Brush - Stainless Steel	\$30.04 501125	\$34.28 501126	\$75.05 501127	\$48.41 501128



VIPER BRUSHES, NON-THREADED



This Viper Flat Wire Star Brush is constructed of premium, stainless steel, flat wire for cleaning harder deposits in masonry/tile chimneys.

	8" dia.	10" dia.	12" dia.
Flat Wire Star Brush - Stainless Steel	\$34.58 501129	\$34.58 501130	\$75.05 501131



This PEK Brush features high-tech fiber for light sweeping in stainless steel chimneys, ducts, pellet stoves, etc. The bristles are heat tolerant to about 300° F.

	6" dia.	8" dia.	10" dia.	12" dia.
PEK Brush	\$36.56 501132	\$40.61 501133	\$48.71 501134	\$66.20 501135

MINI VIPER STAR & THREADED BRUSHES

The Threaded PEK Brushes and PEK Star Brushes for Mini Viper are made of high-tech fiber for light condition sweeping in stainless steel chimneys, ducts, pellet stoves, etc. The bristles are heat tolerant to about 300° F.



Mini Viper PEK Brush

2.5" dia.	4" dia.	6" dia.
\$38.83 501143	\$46.43 501148	\$50.39 501149



Mini Viper Star Brush

2.5" dia.	4" dia.	6" dia.	8" dia.
\$29.84 501147	\$32.11 501144	\$37.54 501145	\$39.82 501146




WÖHLER BRUSH KITS

Perlon Brushes are black plastic fiber for light condition sweeping in stainless steel chimneys, and are heat-tolerant to 122° F. The Wöhler Perlon Brush Kit - Set of Four comes with: (1) 8" M10 Thread Brush, (1) 10" M10 Thread Brush, (1) 12" M10 Thread Brush, (1) 14" M10 Thread Brush.



Wöhler Perlon Brush Kit - Set of Four

\$148.20
501170



Stainless Steel Flat Wire brushes are premium, stainless steel, flat wire for harder deposits in masonry/tile chimneys. The Wöhler Stainless Steel Flat Wire Brush Kit - Set of Ten comes with: (2) 8" Star Brushes, (4) 10" Star Brushes, (4) 12" Star Brushes.

Wöhler Stainless Steel Flat Wire Brush Kit - Set of Ten

\$285.53
501171

PEK Star brushes are heat-tolerant to 300° F, and made with high-tech synthetic fiber for light condition sweeping in stainless steel chimneys, ducts, and pellet stoves. The Wöhler PEK Star Brush Kit - Set of Eight comes with: (2) 6" Star Brushes, (4) 8" Star Brushes, (2) 10" Star Brushes.



Wöhler PEK Star Brush Kit - Set of Eight

\$295.41
501172

DROP CLOTHS



Conveying respect and credibility is essential when entering a customer's home making these Rug Runners a must have for any professional service company. They come off-natural colored, measure 4' x 15', are made of 10 oz. durable cotton canvas, and are machine washable.

Keep your customer's home clean with these natural or black colored Drop Cloths designed with double stitched seams and hems for added strength and durability. These machine washable, 10 oz., durable cotton canvas cloths are available in 6' x 9' or 9' x 12'.

	Purchase Quantity	
	1 - 3	4+
Rug Runner 4' x 15', Natural	\$22.95 600545	\$17.95 600545

		6' x 9'	9' x 12'
Drop Cloth	Natural	\$20.77 600569	\$36.10 600592
	Black	\$46.95 600469	\$75.45 600492



ROVAC 3-MOTOR VACUUM

The RoVac 3-Motor Vacuum with HEPA filter is for chimney and dryer vent cleaning, has three powerful motors, operates at 405 cfms, and has a 70" water column lift. The motor head includes an outlet for drop lights and tools, featuring a male plug to power the third motor. When it's hooked to a heavy drop cord, you can plug it into a separate outlet to prevent an electrical overload (cord not included). The three stage filtering system filters 99.97% of debris particles down to 0.3 microns. The Vacuum includes filters, non-marking casters, a 4" x 10' hose, 3" x 12' hose, 1/2" x 8' hose, and accessories including a tool adapter, brush, crevice tool, and floor tools. It also includes a Dacron Filter Bag which

repels soot and makes clean-up easier. Replacement HEPA filters and MicroBag filters (a gray cylinder) are available. If you work with black, oily soot from oil or coal applications, this vacuum is a must-have!

The Inlet Dust Seal Cap and the Plastic Tool Caddy are for fixed Drum RoVac only. The motor brushes should be checked once a year. If power is diminished, even with clean filters, replace the brushes which average a life of 500 - 1000 hours. The RoVac 3-Motor Vacuum includes a 90-day warranty, and the motors include a one-year warranty.



Stainless Steel RoVac 3-Motor Vacuum Available! Call For Details!

RoVac 3-Motor Vacuum

\$2,616.58
561001

ROVAC 3-MOTOR VACUUM ACCESSORIES

HEPA Filter, 3-Motor	\$79.40 561003
MicroBag Filter, 3-Motor <i>Blue Bag</i>	\$68.92 561002
SootStop Dacron Filter Bag, 3-Motor	\$46.72 561027
Chimney Cleaning Hose - 4" x 10'	\$185.95 561021
Black Hose - 1.5" x 8'	\$43.95 561115
Tool Adapter for Black Hose - 1.5"	\$12.39 561130
Round Brush for Black Hose - 1.5"	\$18.02 561129
On/Off Switch	\$19.08 561023
Power Cord	\$140.40 561028
Replacement Front Wheels - Pair	\$65.42 561105
Replacement Motor Brushes (Ametek) - Pair	\$26.97 561029





ROVAC 1-MOTOR VACUUM

The RoVac 1-Motor Vacuum with HEPA filter has a two-stage motor that is powerful, yet lightweight at less than 20 lbs. Primarily used for dryer vent cleaning and dust control, it includes a 3" x 12' hose as well as 1, 1/2" hose and accessories. It's great for branch runs, and operates at 105 cfm with a powerful 112"

water column suction, using both the microbag (blue filter) and HEPA filter (both included) to stop dust. The HEPA filtration removes 99.97% of dust to 0.3 micron particle size. The SootStop Dacron filter (red label with slick surface) repels soot and makes clean up of your RoVac much easier. When servicing oil burners

or coal stoves this vacuum is a must have! It is easy to carry or roll with non-marking casters, and operates quietly at only 78-decibels. We also offer replacement Dacron filter bags, HEPA filters, and MicroBag filters (a gray cylinder). If you work with black, oily soot from oil or coal applications, this vacuum is a must-have!



MicroBag Filter,
1-Motor - Blue



Gray House

RoVac 1-Motor Vacuum Accessories

HEPA Filter, 1-Motor	\$79.79 561103
MicroBag Filter, 1-Motor - Blue	\$68.82 561102
SootStop Dacron Filter Bag, 1-Motor	\$28.69 561104
Black Hose - 1.5" x 8'	\$59.74 561115
Gray Hose - 3" dia. x 12.5'	\$189.91 561036

RoVac 1-Motor Vacuum \$987.78
561101

SAFETY GEAR - SHOE COVERS

The only shoe cover that our professional chimney sweeps will use! Made with durable, long-lasting material that won't rip or tear.

- 50 pairs per pack
- 500 per case (10 packs)

Purchase Quantity (Pack of 50)

1 - 9 10+

Premium Shoe Covers
(Pack of 50)

\$17.65 604516 \$13.60 604516



ASH VAC ACCESSORY KIT FOR PELLET STOVES

The Ash Vac Accessory Kit for Pellet Stoves kit converts the vacuum to clean tight spaces and pockets. It also includes an adapter and Pellet Stove Hose for cleaning pellet stoves where a flexible collection tube is needed. The Ash Vacuum Deep Cleaning Kit includes a Crevice Tool, Brush Nozzle, Pellet Stove Hose, Adapter and Storage Bag.



Ash Vac Accessory Kit for Pellet Stoves

\$24.58
561032



IS YOUR TRUCK READY TO TAKE ON ANY JOB?

Make sure to keep stock of all
your Truck Essentials!

Need help outfitting a new
truck? Contact us today.

BUTTONLOK RODS



MADE IN THE USA



The essential chimney sweeping rod!

The ButtonLok II Rods are designed with a dual, button system allowing more precise control of tile breaking tools such as the Tile Extractors, and still work with single ButtonLok female ends! Available in 4' lengths, with 3/4" diameter and built with the same copolymer material as the ButtonLok Slick Rods.

- 7/16", 3': Clean stovepipes larger than 4" dia. (small ButtonLok)
- 1/2", 3': Power sweep wood stove/insert flues (large ButtonLok)
- 1/2", 5': Thimble cleaning, use as a lead rod only
- 5/8", 3': Power sweep fireplaces or larger diameter ducts (large ButtonLok)
- 3/4", 3': Tile breaking and deglazing with ButtonLok Tools (large ButtonLok)

	7/16" dia.	1/2" dia.	5/8" dia.	3/4" dia.
Copolymer Slick Rod - 3' ButtonLok	\$46.41 563503	\$54.66 563500	\$58.86 563501	\$64.12 563502
Copolymer Slick Rod - 4' ButtonLok II	-	-	-	\$57.73 563504
Copolymer Slick Rod - 5' ButtonLok	-	\$73.04 563124	-	-



These ButtonLok Steel Rods are used in rotary applications, and attach to a 1/2" drill. These rods are best when used with ButtonLok Tile Breakers, Chain Whips, and Stinger Whips.

	1/4" x 1' Male Only	1/4" x 2 1/2' Male & Female	1/4" x 5' Male & Female
Steel Rods ButtonLok	\$41.78 563201	\$55.60 563202	\$59.29 563205



These Poly Rods feature a ButtonLok fitting for easy connection, and are used for chimney cleaning and chimneys with offsets. They may also be used with the Stinger Whip, and are available in a range of lengths. The 3/4" x 3' Poly Rod connects to all the 7/8" Poly Rods and other large connection ButtonLok Rods.

	2' length	3' length	4' length	5' length	6' length
Poly Rod - 3/4" dia. ButtonLok	-	\$49.95 563343	-	-	-
Poly Rod - 7/8" dia. ButtonLok	\$54.65 563752	\$52.99 563103	\$52.80 563104	\$53.18 563105	\$59.21 563106

These .440" Fiberglass Rods are great for general chimney cleaning, and include a ButtonLok fitting on each end. These rods should never be used with a drill or for any rotary usage as they could shatter and cause injury.



	4' length	5' length	6' length
Fiberglass Rod - .440" dia. ButtonLok	\$41.87 563004	\$42.89 563005	\$46.10 563006



BUTTONLOK BRUSHES

We feature two types of ButtonLok Poly Brushes. The standard ButtonLok Poly Brush is made of .075", single spiral, polypropylene bristles. It is primarily used for factory-built chimneys but can also be used for coal, oil, and gas flues with bristles that are corrosion resistant. The ButtonLok Poly Pro Lite Brush has corrosion resistant bristles for gas, oil, coal, and factory-built chimney flues. The .050" polypropylene bristles on the Poly Pro Lite are wound single spiral on a ButtonLok spine.

	5" dia.	6" dia.	7" dia.	8" dia.	9" dia.	10" dia.	12" dia.
Poly Brush <i>ButtonLok</i>	-	\$34.14 562306	\$34.91 562307	\$36.71 562308	-	-	-
Poly Pro Lite Brush <i>ButtonLok</i>	\$34.17 562405	\$34.27 562406	\$37.67 562407	\$38.03 562408	\$42.57 562409	\$42.00 562410	\$43.33 562412

The ButtonLok Flat Wire Brush features heavy-duty flat wire with a thread and spindle design for tough scrubbing action. This brush attaches directly to ButtonLok Rods.



	6" dia.	8" dia.	7" x 7"	8" x 8"	12" x 12"	7" x 11"	8" x 12"	12" x 16"
Flat Wire Brush <i>ButtonLok</i>	\$74.48 562206	\$80.29 562208	\$101.88 562277	\$93.40 562288	\$107.69 562222	\$112.64 562271	\$116.97 562282	\$131.55 562226



The RoVac ButtonLok Round Wire Brush features round, oil-tempered, wire bristles in a double spiral configuration. It's a great sweeping brush for clay tiles, and connects to ButtonLok Rods.

	5" dia.	6" dia.	7" dia.	8" dia.	9" dia.	10" dia.	11" dia.	12" dia.	14" dia.
Round Wire Brush <i>ButtonLok</i>	\$44.77 562105	\$43.36 562106	\$47.69 562107	\$50.01 562108	\$54.35 562109	\$52.85 562110	\$57.31 562111	\$58.99 562112	\$62.99 562114
		6" x 6"	6" x 10"	7" x 7"	7" x 11"	8" x 8"	8" x 12"		
		\$60.98 562166	\$67.48 562160	\$60.35 562177	\$77.06 562171	\$64.28 562188	\$78.82 562181		
		9" x 9"	9" x 13"	10" x 10"	11" x 11"	12" x 12"	12" x 16"	14" x 14"	
		\$68.65 562199	\$71.07 562193	\$71.95 562100	\$77.59 562101	\$74.72 562122	\$87.33 562126	\$78.28 562144	



BUTTONLOK BRUSHES

The Oval Master Series Brush is great for sweeping clay tiles, featuring round, oil-tempered, wire bristles in a double spiral configuration.

Oval Master Series Brush *ButtonLok*

4 1/4" x 7"	4 1/4" x 10"
\$81.31 562147	\$81.66 562140



ButtonFlex Brushes have floppy, poly bristles set into a wood core. This makes them ideal for cleaning light creosote in factory-built chimneys. The ButtonLok fitting provides a connection to ButtonLok Poly or ButtonLok Heavy-Duty Fiberglass Rods.

ButtonFlex Wood Core Poly Brush *ButtonLok*

6" dia.	8" dia.	12" dia.	16" dia.
\$42.64 563306	\$45.63 563308	\$51.68 563312	\$52.69 563316

DUCT CLEANING BRUSHES

ButtonLok Duct Cleaning Brushes are available in three different sizes, attach to large ButtonLok rods, and are designed for heavy-duty spinning. The floppy, nylon bristles make these the ideal brushes for dryer vent cleanings.

Custom sizes are available, call for more details!

	12" dia.	16" dia.	24" dia.
Duct Cleaning Brush <i>ButtonLok</i>	\$79.88 565012	\$84.33 565016	\$93.33 565024



Duct cleaning has become a lucrative add-on business for Chimney Professionals. These Duct Cleaning Brushes have floppy bristles, and are great for cleaning ducts as well as large gas or oil flues. It has a standard 3/8" fitting, and connects to standard fiberglass rods.

	12" dia.	16" dia.	24" dia.
Duct Cleaning Brush 3/8" NPT	\$76.35 505112	\$80.04 505116	\$93.63 505024



BUTTONLOK ROTARY CLEANING



The stiff Smoke Chamber Spin Brush flares out with .055" bristles as it starts to spin, wiping heavier creosote out of the smoke chamber. It's great for reaching into corners, cracks, and irregular surfaces. This brush is designed for use with the ButtonLok Poly Rods, or the ButtonLok Steel Rods.

Smoke Chamber Spin Brush - Stiff ButtonLok

\$99.93
563302

This medium Smoke Chamber Spin Brush is for lighter, more brushable creosote. It flares out with .040" bristles as it starts to spin, wiping creosote out of the smoke chamber. It's great for removing light soot from corners, cracks, and irregular surfaces. This brush is designed for use with the ButtonLok Poly Rods, or the ButtonLok Steel Rods.

Smoke Chamber Spin Brush - Medium ButtonLok

\$101.74
563734



The Super Scrub Power Sweeping Whip cleans chimneys gently, yet effectively. It can be used with the ButtonLok Poly Rods or ButtonLok Nylon Rods. The Small Super Scrub Whip is designed for smaller diameter liners up to 7", such as wood stoves or fireplace inserts, and features a ButtonLok connection. The Super Scrub Whip Replacement Strands are for use with the Super Scrub Power Sweeping Whip. Both of these whips feature ButtonLok Female connections.

Super Scrub Power Sweeping Whip - Medusa

\$85.73
563408

Super Scrub Power Sweeping Whip - Mini

\$88.46
563412

Whip Replacement Strands - Medusa

\$12.24
563411

Whip Replacement Strands - Mini

\$9.35
563413



The Stinger Whip set is designed for removing moderate, third-degree creosote build-up. This whip set comes with ButtonLok rod fitting, and should be used with ButtonLok Poly Rods, making removal quick and easy. A ½" drill with clutch and drill adapter are recommended when using this product. The Stinger Whip Set is great for quick cleanings, and features ButtonLok Female connectors.

Stinger Whip Set

\$84.05
563401

Stinger Replacement Line

\$11.06
563402


BUTTONLOK ROTARY CLEANING

These ButtonLok Power Sweep Spin Handles are 8" in length, and are designed to rotate, providing the user with a safer handle when power sweeping or tile breaking. Available in three styles: Large ButtonLok, Small ButtonLok and Large ButtonLok with 1/2" Drill Shank.



Power Sweep Spin Handles ButtonLok

Large ButtonLok	Small ButtonLok	Large ButtonLok & 1/2" Drill Shank
\$84.53 561069	\$68.56 561079	\$68.56 561035



These Large Missile Whips feature light aluminum whip heads with an integrated ball top. The aluminum construction offers a lighter, more cost-effective cleaning solution for light glazed creosote. The whips are .155" thick, measuring either 12" or 24" long, and can be easily replaced without use of any tools. The Large Scratcher Missile Whip is designed with 1/8" steel cables, measuring 10" long and are not for use with lightweight liners. Both styles of the Large Missile Whips come with large female ButtonLok ends.

	10"	12"	24"
Large Missile Whips	-	\$51.67	\$54.35
Large ButtonLok	-	560013	560014
Large Scratcher Missile Whip	\$56.14	-	-
Large ButtonLok	560023	-	-

These Chain Whip Sets clean flues up to 8" x 8" (small) & 12" x 12" (large). These sets include a hub base and rugged chains for effective cleaning. These Chain Whip Sets should be used with the ButtonLok Steel Rods, a 1/2" drill with clutch, and drill adapter.



	Small	Large
Chain Whip Set	\$82.12	\$86.17
ButtonLok Female	563403	563404



This Cable Whip Deglazing Tool has three wire loops, is available in either 14" or 24" diameters, and is great for light to moderate cleaning of creosote build-up in chimney flues.

SIZING CHART

WHIP SIZE	FLUE SIZE
14"	8" - 10", 6" x 6", or 6" x 10" - 7" x 11"
24"	11" - 20", 10" x 10", or 8" x 12" - 12" x 16"

	14" dia.	24" dia.
Cable Whip Deglazing Tool	\$93.67 564767	\$101.30 564768
Cable Whip Replacement	\$16.30 564777	\$24.30 564778

BUTTONLOK CLEANING TOOLS



The ButtonLok Hinged Scrapers are great for cleaning or blockage removal. Slip it down past the blockage then pull up on the rods to lock the hinge. These scrapers connect with ButtonLok Poly Rods, and are available in a 5" ButtonLok Fixed Scraper option.

	4" Hinged	5" Fixed	6" Hinged
ButtonLok Scraper	\$62.84 564764	\$61.46 564755	\$70.55 564766



Use this ButtonLok Harpoon for removing blockages, foreign objects, and chipping at creosote, particularly in the corners. This harpoon connects to ButtonLok Rods.

ButtonLok Harpoon	\$64.26 564720
--------------------------	-------------------

Use the ButtonLok Boring Tool for pounding debris from below. Always work from below to avoid compacting the blockage. This boring tool connects to ButtonLok Poly Rods.



ButtonLok Boring Tool	\$81.34 564740
------------------------------	-------------------

The ButtonLok Retrieving Tool removes bird nests and other debris. Turn the ButtonLok rod, and it will screw into the brush, nest, or debris.



ButtonLok Retrieving Tool	\$81.34 564745
----------------------------------	-------------------

PterodacTILE Wedge with ButtonLok II chisel fitting! A must-have tool - as a wedge to loosen "stubborn" tiles when trying to get a grip on them with the PterodacTILE Wedge. Welded in such a way to allow the wedge to ride down the inside wall of a chimney to knock out debris and slushed mortar.

ButtonLok II Chisel & PterodacTILE Wedge	\$64.71 564735
---	-------------------



The ButtonLok Double Worm Screw is great for removing bird nests and other blockages. The rust-resistant ButtonLok Fitting connects to the ButtonLok Poly Rods and stays locked allowing for easy removal.

ButtonLok Double Worm Screw	\$42.85 564730
------------------------------------	-------------------



TORQUE LOCK CONNECTOR (TLC) RODS



The Torque Lock Connector Rods have a ridge on the top of the rod and a groove in the bottom of the female end. This design provides added security to prevent the rods from separating, and strengthens the joint when using rotary cleaning tools or tile breakers. These TLC connectors also provide a smooth transition joint, preventing it from catching on uneven flue tiles.

These TLC Steel Starter Rods are used in rotary applications and attach to a 1/2" drill. These rods are best when used with TLC Tile Breakers, Chain Whips, and Stinger Whips.

Note: Use only the Steel Rods for breaking tiles. Use the Steel Rods or ProFlex Poly Rods for rotary cleaning or sweeping. The fiberglass rods should only be used for sweeping.



	3/8" x 4'	3/8" x 5'	3/8" x 6'
Fiberglass Rod - .440" dia. TLC	\$14.27 504004	\$14.89 504005	\$18.16 504006
Heavy Duty Fiberglass Rod - .480" dia. TLC	- -	- -	\$20.10 504007
		3/4" x 3'	7/8" x 5'
ProFlex Rod TLC		\$19.37 504133	\$30.10 504175

LOOKING FOR TLC TILE BREAKERS?

Check out our available products in Safety & Installations Equipment, page 167.

TLC BRUSHES



The TLC connectors are unique because they actually have a "U" channel on one connector and a ridge on the opposing connector. Once connected, this creates extra strength because it's now a reinforced tongue and groove type connection. This secure connection reduces torque on the push button which makes rods with these connections ideal for rotary use. The push button is easy to release because it's actually recessed to avoid accidental disconnects.



PolyPro Brush *TLC* **9"**
\$27.23
504309

TLC CLEANING TOOLS

Patented unique rotary action safely and effectively removes thin layers of accumulated glazed creosote and crust. The loops wipe the sides and corners of clay flue tiles to remove the build-up and gets down to the liner in minutes. It is also great for scoring heavier concentrations of surface glaze for faster penetration of liquid creosote remover applications.
14" or 24" replacement loop available for your Wizard system.

SIZING CHART

WIZARD SIZE	FLUE SIZE
14"	8" - 10", 6" x 6", or 6" x 10" - 7" x 11"
24"	11" - 20", 10" x 10", or 8" x 12" - 12" x 16"



These TLC specialty cleaning tools are ready to connect to any TLC rod or adapter.

Wizard Assembly - WRL-14 Loop & Adapters

\$99.95
504002



LINDEMANN

METAL SHOP

SERVICE • CRAFTSMANSHIP • SUPPORT

CUSTOM

MADE

**CALL US @ 800.722.7230
FOR YOUR ESTIMATE**


**CUSTOM CHIMNEY CAPS • CUSTOM CHASE TOPS
MULTI-FLUE CAPS • STORM COLLARS**



UNIVERSAL THREAD RODS

ProFlex Rods consist of durable, flexible, polypropylene allowing them to maneuver through sharp bends, offsets, breeches, and thimbles. These rods are available in two different diameters and lengths.


	$\frac{3}{4}" \times 3'$	$\frac{7}{8}" \times 5'$
ProFlex Rod	\$18.02	\$37.92
<i>Universal Thread</i>	505133	505175



FIBERGLASS ROD

Fiberglass rods were the original standard cleaning rod in the USA. They are made of .440" fiberglass, and each end has standard $\frac{3}{8}"$ NPT pipe threads: one female and one male end. We stock these rods in four different lengths.

	32"	4'	5'	6'
Fiberglass Rod	\$21.40	\$20.16	\$20.00	\$23.33
$\frac{3}{8}"$ NPT	503032	503004	503005	503006



STEEL RODS

These Steel Rods are ideal for use with cleaning and tile breaking tools. When using these rods with a drill, be sure to select a drill with clutch for safety. The Steel Rod - 1' connects to your drill and then connects to either the 2 1/2' or 5' Steel Rods.

	$\frac{1}{4}" \times 1'$	$\frac{1}{4}" \times 2\frac{1}{2}'$	$\frac{1}{4}" \times 5'$
Steel Rod - $\frac{1}{4}"$ dia.	\$30.48	\$45.75	\$47.59
<i>ProKleen Connector</i>	503301	503302	503305

TILE BREAKERS
 DON'T FORGET TO PURCHASE YOUR TILE BREAKERS
 FROM THE SAFETY & INSTALLATION TOOLS,
PAGES 167-169.





THREADED PLASTIC CORE BRUSHES



The floppy bristles on this Plastic Core Brush are very flexible, allowing an 8" brush to be used in smaller flues, like a 6" round. In fact, this brush should be oversized for optimum cleaning. The Plastic Core Brush is great for cleaning factory-built chimneys and chimney liners. It has a large female "broom" pipe thread connection which accepts large "broom" thread rods, such as the Universal Thread Poly Rods. An adapter may be used to connect to standard $\frac{3}{8}$ " pipe thread fiberglass rods or to ButtonLok Rods.

	6" dia.	8" dia.	12" dia.	16" dia.
Polyflex Brush with Universal Thread	\$29.63 505006	\$32.94 505008	\$38.97 505012	\$44.42 505016

STANDARD THREADED BRUSHES

Round Wire Brushes set the standard for cleaning brushes, utilizing their oil-tempered bristles, set in a double spiral configuration, for more surface cleaning. It can be used on clay flue tiles, and some brands of class-A and chimney liner pipe. It includes $\frac{3}{8}$ " standard pipe thread fittings, and will attach right to the fiberglass rods.



	5" dia.	6" dia.	7" dia.	8" dia.	9" dia.	10" dia.	11" dia.	14" dia.
Round Wire Brush $\frac{3}{8}$ " NPT	\$35.01 500105	\$43.73 500106	\$44.63 500107	\$47.86 500108	\$52.33 500109	\$55.79 500110	\$60.76 500111	\$67.73 500114
6" x 6"	\$48.41 500166	\$53.31 500177	\$61.15 500188	\$70.90 500100	\$88.20 500101	\$82.01 500122	\$76.67 500160	\$66.24 500171
7" x 7"								
8" x 8"								
10" x 10"								
11" x 11"								
12" x 12"								
6" x 10"								
7" x 11"								
8" x 12"								
12" x 16"								



Polypropylene Brushes are constructed of corrosion resistant, .075" polypropylene bristles, set in a single spiral configuration. These stiff bristles make this the best cleaning brush for gas, coal, oil, prefab flues, and chimney liners. Made with a $\frac{3}{8}$ " standard pipe thread end, which connects to standard fiberglass cleaning rods.

	6" dia.	7" dia.	8" dia.	9" dia.	10" dia.	8" x 12"
Poly Brush $\frac{3}{8}$ " NPT	\$29.56 500306	\$32.88 500307	\$32.05 500308	\$31.68 500309	\$47.12 500310	\$39.36 500382

Flat Wire Brushes are made to remove heavy creosote by using the flat, strong, wire ends that are designed for improved scraping action. This is the type of brush used to clean, "score", and rough up the creosote before cleaning. This Flat Wire Brush includes a $\frac{3}{8}$ " standard pipe thread end and connects to standard fiberglass rods.



	6" dia.	8" dia.	8" x 8"	7" x 11"	8" x 12"	12" x 12"	12" x 16"
Flat Wire Brush $\frac{3}{8}$ " NPT	\$117.77 500206	\$151.34 500208	\$138.39 500288	\$166.92 500271	\$157.42 500282	\$180.40 500222	\$242.39 500226



PROFLEX WIZARD



The ProFlex Wizard attaches to the ProFlex or Universal Thread Poly Rods and spins, removing thin layers of glazed creosote up to 1/4" thick. Be sure to use a 1/2" heavy-duty hammer drill with a clutch. Replacement loop assemblies are also available. The 14" loop works for 8" - 10" dia. flues, 6" x 6" square, and 6" x 10" - 7" x 11" rectangular flues. The 24" loop assembly works with 11" - 20" dia. flues, 10" x 10" square and 8" x 12" - 12" x 16" rectangular flues.

SIZING CHART

WIZARD SIZE	FLUE SIZE
14"	8" - 10", 6" x 6", or 6" x 10" - 7" x 11"
24"	11" - 20", 10" x 10", or 8" x 12" - 12" x 16"

Wizard Assembly - WRL-14 Loop & Adapters

\$99.95
504002

GLAZE REMOVAL CHAINS

Glaze Removal Chains rely on rotary action to remove heavy third-degree glazed creosote. The chains connect to a center hub with removable link connectors to allow for chain length adjustment.

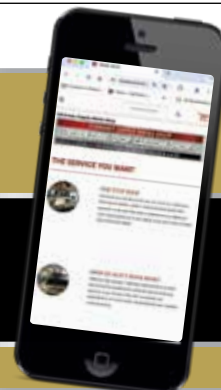
Glaze Removal Chains
ProKleen

\$99.26
507503



CHAT WITH US

ORDER ONLINE 24/7
WWW.LINDEMANNSUPPLY.COM





UNIVERSAL THREAD CLEANING TOOLS




This Double Worm Screw is used for removing bird nests and other blockages. It features rust-resistant, brass, Universal Threads which connect it to Poly Rods.

Universal Double Worm Screw

\$28.20
505300

These 4" and 6" Hinged Scrapers are great for removing blockages. Just slip it down, past blockages or other items stuck in the flue, then pull up on the rods and the hinge solidly locks into position, lifting the blockage. It features rust-resistant, brass, Universal Threads which connect it to Poly Rods.



4" dia. 6" dia.

Universal Hinged Scraper

Used with ProKleen 505133 / 505175

\$35.33 \$32.21
505404 505406

This 5" Fixed Scraper is for removing blockages or just general scraping when cleaning. It features rust-resistant, brass, Universal Threads which connect it to Poly Rods.



Universal Fixed Scraper - 5"

Used with ProKleen 505133 / 505175

\$41.56
505755



The Harpoon with universal thread is handy for removing blockages, foreign objects, and chipping at creosote particularly in the corners. It features rust-resistant, brass, Universal Threads which connect it to Poly Rods.

Universal Harpoon

\$53.64
505600

The Retrieving Tool makes removing bird nests and brushes that are stuck in the flue a whole lot easier. Just turn the rod and it will screw into the brush or nest so you can extract it. It features rust-resistant, brass, Universal Threads which connect it to Poly Rods.



Universal Retrieving Tool

\$77.47
505700



This Boring Tool is great for removing blockages. It features rust-resistant, brass, Universal Threads which connect it to Poly Rods. Always work from below to avoid compacting the blockage.

Universal Boring Tool

\$53.85
505800



The Chisel features a tapered 1" wide blade that is 8" long and designed to remove blockages from below. It features rust-resistant, brass, Universal Threads which connect it to Poly Rods.

Universal Chisel - 1" x 8"

\$44.85
505725





DRYER VENT CLEANING RODS

These Dryer Vent FlexRods are extremely flexible and able to make sharp bends while cleaning dryer vents. They include a small ButtonLok fitting, and are available in multiple lengths.

	2' length	3' length	4' length	5' length	6' length
FlexRod - 5/16" dia. <i>Small ButtonLok</i>	\$34.90 561046	\$42.80 561006	\$47.83 561000	- -	- -
FlexRod - 3/8" dia. <i>Small ButtonLok</i>	- -	\$45.74 561053	\$49.09 561054	\$50.73 561055	\$60.38 561056

Use these 3/8" shank ButtonLok FlexRod Drill Adapters for attaching the ButtonLok Dryer Vent FlexRods to a drill. The EZ Driver drill adapter self-actuates, and is designed for hands-free removal, requiring no button depression when disconnecting.

FlexRod Drill Adapter <i>Small Male ButtonLok</i>	\$35.92 561020
EZ Driver FlexRod Drill Adapter <i>Small Male ButtonLok</i>	\$27.65 561120



These White Slick Dryer Vent FlexRods are extremely flexible and able to make sharp bends while cleaning dryer vents. Includes a small ButtonLok, and have stainless steel connectors. The 5/16" rods are for residential use, while the 3/8" are designed for commercial usage.

	5/16" x 3'	3/8" x 3'
White Slick FlexRod - 3' <i>Small ButtonLok</i>	\$44.30 561006S	\$46.19 561053S

DRYER VENT CLEANING ROTARY BRUSH KITS

These Dryer Vent Cleaning Rotary Brush Kits come with a 3' soft rod caddy and are outfitted with varying lengths of our White Slick Rods.

The 25' kit is best used for residential applications, and contains (8) 5/16" diameter x 3' rods, (1) starter rod, (1) drill adapter, and (1) 4" brush with 10" spring leader rod.


The 35' kit can be used for either residential or commercial applications, and contains (6) 5/16" diameter x 3' rods and (6) 3/8" diameter x 3' rods, (1) starter rod, (1) drill adapter and (1) 4" brush with 10" spring leader rod. The Heavy 35' kit is designed for commercial use, featuring all 3/8" White Slick ButtonLok Rods.

	25'	35'	35' Heavy
Dryer Vent Cleaning Rotary Brush Kit <i>ButtonLok</i>	\$430.12 561730	\$551.32 561731	\$546.61 561732



DUCT CLEANING BRUSH

The Dryer Vent Brush with ButtonLok female end features round, oil tempered bristles in a double spiral configuration. It's a great sweeping brush for dryer vents and pellet stoves, and connects to ButtonLok rods. This product is available in Stainless Steel and 10" Spring - ButtonLok Female options!



Propeller Brush



Propeller Brush Stainless Steel



Propeller Brush & 10" Spring Leader Rod

	3" dia.	4" dia.	6" dia.
Propeller Brush <i>ButtonLok Female</i>	\$49.19 561703	\$50.26 561704	\$55.08 561706
Propeller Brush & 10" Spring Leader Rod <i>ButtonLok Female</i>	\$65.77 561713	\$65.77 561714	- -
Propeller Brush - Stainless Steel <i>ButtonLok Female</i>	\$45.26 561703SS	\$48.00 561704SS	- -

ButtonLok Duct Cleaning Brushes are available in three different sizes, attach to large ButtonLok rods, and are designed for heavy-duty spinning. The floppy, nylon bristles make these the ideal brushes for dryer vent cleanings.

Custom sizes are available, call for more details!

	12" dia.	16" dia.	24" dia.
Duct Cleaning Brush <i>ButtonLok</i>	\$57.89 565012	\$62.79 565016	\$70.84 565024



Duct cleaning has become a lucrative add-on business for Chimney Professionals. These Duct Cleaning Brushes have floppy bristles, and are great for cleaning ducts as well as large gas or oil flues. It has a standard 3/8" fitting, and connects to standard fiberglass rods.

	12" dia.	16" dia.	24" dia.
Duct Cleaning Brush 3/8" NPT	\$49.49 505112	\$54.95 505116	\$65.99 505024

ECONOSPIN PELLET/DRYER VENT CLEANING BRUSHES & RODS



These Econospin Pellet Stove Brushes with twisted, wire center can be used in conjunction with these Nylon Rods and Econospin Drill Adapter to create an effective, and convenient, pellet stove or dryer cleaning tool. The Nylon Brush with rounded, plastic core can also be used in the same applications for hand brushing or rotary cleaning. These rods and brushes are 5/16" dia. with 18 threads.

	3" dia.	4" dia.
Econospin Pellet Stove Brush	\$12.11 561503	\$17.57 561504
Nylon Brush, Rounded Plastic Core	\$11.17 561603	\$13.19 561604

	3' length	4' length
Nylon Rod	\$10.68 561516	\$13.63 561602
Econospin Drill Adapter		\$5.76 561510

DRYER VENT CLEANING TOOLS



This "Y" Adapter attaches to any vacuum with a 3" or 4" exhaust port and to the dryer vent. It allows you to clean from inside the home by inserting the rod through the plastic star-shaped opening on the "Y".



This 10" Spring Leader with 4" dia. dryer vent brush, and Male and Female ButtonLok ends is an invaluable component when it comes to dryer vent cleaning. This product makes cleaning dryer vents simple and quick, preventing buildup of debris and fire hazards.

"Y" Adapter

\$81.80
561004

Spring Leader Rod - 10" ButtonLok Male & Female

\$50.67
561028A



These Full Filament Brushes are great dryer vent brushes, come with a Female ButtonLok end, and are available in three sizes. These versatile brushes can be attached to any ButtonLok Rod, but also are available with a 10" Spring Leader Rod. This is an effective dryer vent cleaning tool, preventing buildup of debris and fire hazards in your dryer system.

	3" dia.	4" dia.	5" dia.
Full Filament Brush <i>ButtonLok Female</i>	\$29.97 561027A	\$32.01 561007	\$33.98 562705
Full Filament Brush & 10" Spring Leader <i>ButtonLok Female</i>	\$53.44 561027B	\$52.36 561005	\$56.10 562715




DRYER VENT CLEANING TOOLS



These ButtonLok Snagless Whip Heads are the ideal tool for navigating pellet vents, outdoor boiler fire tubes, HVAC and dryer vent ducts or chimney liner and Class A pipe with ease! This all-inclusive tool is designed with a 3' white ButtonLok slick rod connected

to snagless whip heads making it extremely versatile allowing strands to not get caught in tight spaces. For best result when cleaning from the bottom up, make sure to use our new EZ ButtonLok Driver Adapters!

	1/4" 10" Whip	5/16" 10" Whip	7/16" 12" Whip
Snagless Whip Head & Slick Rod - 3' <i>ButtonLok</i>	\$48.47 560019	\$54.60 560020	\$59.35 560021



The Missile Whip is used for rotary cleaning of dryer vents and pellet vents. It has a small ButtonLok fitting for use with dryer vent cleaning rods. The whip line is easily replaced.

Missile Whip
Small ButtonLok \$40.20
560018



The Guide Ball moves flexible rods around offsets, eliminating hang-ups. Just feed the guide ball outside, then put the brush on and pull back to laundry room.

Guide Ball
ButtonLok Female \$30.89
561019



This handy Blockage Removal Tool breaks through bird nests and lint clogs.

Blockage Removal Tool
ButtonLok Female \$36.92
561008



This RoVac Noise Maker spins around, producing a rattle in the vent, helping to locate blockages or disconnected vents. When the rattle goes silent the disconnect is found!

Noise Maker
ButtonLok Female \$31.67
561010

PELLET/DRYER VENT CLEANING



This Pellet/Dryer Vent Brush features quality, nylon bristles, and a guide ball to help prevent snagging. It screws onto Pellet Rods, and is stocked in 3" and 4" diameters. The flexible 4' Pellet/Dryer Vent Rods have a threaded male and female end (1/4" - 20 thread). These are an economical choice for cleaning pellet appliance flues and dryer vent flues, and are for hand brushing only.

	4" dia.
Pellet/Dryer Brush 1/4" - 20 Thread	\$15.44 500404
Pellet/Dryer Rod - 4' 1/4" - 20 Thread	\$36.34 500405

HAND BRUSHES



This Smoke Chamber Brush has an angled head and long reach, allowing you to quickly and easily clean your fireplace's smoke shelf. The durable, wooden handle, and tough bristles on this brush can withstand rigorous use.

Smoke Chamber Brush \$29.85
505026



Use this Chamber Brush for removing heavy build-up of creosote in the smoke chamber, firebox or damper area. The polypropylene bristles are 2" long, and the handle is 20" long, providing extra reach.

Chamber Brush \$22.11
502000



Use this "U" shaped brush with 1/4" heavy wire for cleaning corners of the smoke chamber. Be sure to use it with adapter (509200) and rod (503032) for best results.

"U" Shaped Brush \$45.35
502200



This 14" Lint Brush with wood handle is for cleaning front door lint traps.

Lint Brush - 14" \$24.04
563301

HAND BRUSHES



Millbury Duster Brush

Hand Brushes are used to scrub the firebox, damper, or smoke shelf. The Wire Duster and Scratch Brushes feature stiff metal bristles, and heavy-duty wooden handles. The Millbury has softer bristles for lighter cleaning.

Scratch Brush \$10.31
502100

Millbury Duster Brush \$30.69
502201



Scratch Brush



Noodle Brush

Nylon Brush

These Noodle Brushes can be used for hard to clean firebox corners, lint traps or anywhere you need a bendable brush. A handy brush to have on any truck, it is capable of bending to many configurations.

	17" long	27" long
Noodle Brush	\$13.10 563317	\$16.08 563327

	3" dia.	4" dia.
Nylon Brush 5/16" - 18 Thread	\$8.73 561603	\$9.99 561604

CHAMBER EASE

Chamber Ease is a tool used to scrape debris off hard-to-reach smoke shelves.



Chamber Ease - Smoke Shelf Scraper \$48.29
NCCE

ROD CADDIES

These Open End Caddies are constructed with tough, ballistics nylon, and designed with a double bottom providing a long-lasting, and durable solution for carrying rods. Available in three and five foot lengths, featuring an open end design with available Rod Caddy Whip Head Cover to prevent stains and soot transfer after cleanings. The Rodtech Zipup Open Bag Caddy measures 47" long, and is designed as an all-inclusive system with its side zipper.

	3'	5'
Open End Rod Caddy	\$105.20 563433	\$117.77 563432
	3'	
Rod Caddy Whip Head Cover	\$52.96 563434	
Rodtech Zipup Open Bag Caddy - 47"	\$121.27 563447	

BUTTONLOK ADAPTERS & ACCESSORIES

These ButtonLok Adapters enable you to connect small and large Male or Female ends on ButtonLok Rods together. This is helpful where more flexible rods are needed first and can be better controlled by stronger rods, or where very small whips need to be worked with tougher rods. The Converter Rod is used when connecting ButtonLok connection rods with ProKleen connection rods.

ButtonLok Adapter - Small Male / Large Female	\$49.03 563203
ButtonLok Adapter - Large Male / Small Female	\$49.03 563204
Converter Rod - ButtonLok Male Rods / ProKleen Rods	\$57.23 563212





BUTTONLOK ADAPTERS & ACCESSORIES

The Male Large Universal Thread to Female ButtonLok Adapter (561011) connects ButtonLok Rods to Wood Core Brushes, and tools with Large Universal Threads. The Female Large Universal Thread to Male ButtonLok Adapter (562012) fits the Large Universal Thread Rods to ButtonLok Brushes, Tools and Rods.

Universal Thread Male / ButtonLok Female Adapter	\$33.89
	561011

Universal Thread Female / ButtonLok Male Adapter	\$35.26
	561012

The 3/8" NPT Male to ButtonLok Female Adapter (561013) connects standard fiberglass rods with a 3/8" end to ButtonLok brushes, tools, and rods. The 3/8" NPT Female to ButtonLok Male Adapter (561014) connects standard 3/8" pipe thread brushes and rods to ButtonLok Rods.

3/8" NPT Male / ButtonLok Female Adapter	\$34.64
	561013

3/8" NPT Female / ButtonLok Male Adapter	\$37.00
	561014



The Steel Rod End Replacement, Male End (563206), replaces the broken end of a male Steel Rod or converts a small button steel rod to ButtonLok. The Steel Rod End Replacement, Female End (563207), replaces the broken end of a female Steel Rod or converts a small button steel rod to ButtonLok.

Steel Rod End Replacement	Male End	Female End
ButtonLok	\$36.06	\$31.66
	563206	563207

ButtonLok Drill Adapters come in two styles, with dual size options. The standard ButtonLok Drill Adapters feature a large ButtonLok connector that connect easily to drills when using tile breakers, chains, and other heavy rotary equipment. The EZ ButtonLok Drill Adapter self-actuates in both directions, and requires no-hands when removing from rods! This adapter doesn't disconnect when spinning, but when pulled back easily releases for faster bottom up cleaning on chimneys.



	3/8" shank	1/2" shank
ButtonLok Drill Adapter	\$38.16	\$38.16
	561018	561118
EZ ButtonLok Drill Adapter	\$35.20	\$35.20
Bottom Up Use Only	561038	561138

BUTTONLOK ADAPTERS & ACCESSORIES

This ButtonLok Cleaning Tool Adapter is used to connect ButtonLok Steel Rods to small button style tools and file breakers.

**Cleaning Tool Adapter -
ButtonLok Female / ProKleen Male**

\$44.50
563208



The 3/8" Brush to ButtonLok Adapter connects standard 3/8" brushes to ButtonLok rods.

3/8" NPT Brush / ButtonLok Rod Adapter

\$34.49
561015

TLC ADAPTERS



504403

ProFlex Female / TLC Male Adapter

ProFlex Female / TLC Male Adapter

\$15.40
504403

1/4" Male / TLC Male Adapter

\$7.05
504407

BRUSH & ROD ADAPTERS

M10 Viper / $\frac{3}{8}$" NPT Adapter	\$40.13 501113
M10 Viper / Universal Thread Adapter	\$48.10 501114
M10 Viper / ButtonLok Male Adapter	\$33.05 561026



The Quick Disconnect Socket threads onto a $\frac{3}{8}$ " fiberglass rod. The Quick Disconnect Plug completes it for a quick and easy connection, avoiding having to unscrew each rod.

$\frac{3}{8}$" NPT Socket - Quick Disconnect	\$46.17 509000
$\frac{3}{8}$" NPT Female Plug - Quick Disconnect	\$22.38 509101
$\frac{3}{8}$" NPT Male Plug - Quick Disconnect	\$13.32 509100



This $\frac{1}{4}$ " - $\frac{3}{8}$ " Adapter is used most commonly to connect the "U" Brush to $\frac{3}{8}$ " NPT fiberglass rods.

$\frac{1}{4}$" - $\frac{3}{8}$" NPT Adapter	\$9.22 509200
--	------------------

This $\frac{3}{8}$ " Female to Universal Thread Female Adapter connects rods or brushes with a $\frac{3}{8}$ " NPT to universal thread rods and tools.

$\frac{3}{8}$" NPT Female / Universal Thread Female Adapter	\$19.03 509300
---	-------------------



This $\frac{3}{8}$ " Male to Universal Thread Male Adapter connects rods or brushes with a $\frac{3}{8}$ " NPT to universal thread rods and tools.

$\frac{3}{8}$" NPT Male / Universal Thread Female Adapter	\$19.58 509400
---	-------------------





PCR (Poultice Creosote Remover) is a product designed to completely remove third-degree glazed creosote from flue tiles or stainless steel chimney liners by dissolving and absorbing the creosote. As it absorbs the creosote and dries, this product loses its adhesive properties, falls off the sides of the flue tiles, and can be easily removed by chimney sweeping. PCR can be applied with a brush in areas that are easily accessible or with a specially designed tool that can be pulled up through the chimney

by a winch. In order to clean creosote in smoke chambers, PCR can be applied with our Smoke Chamber Sprayer (750000). PCR eliminates the need for dangerous, destructive, cleaning methods and should be used where glazed creosote is present in order to eliminate the dangers of chimney fires.

The PCR Applicator Packages includes: (1) RS-44 Pulling Head, (1) Pulling Head Connector Kit, and (3) Foam Cuts & Bottom Plates measuring 12" x 12", 8" x 12", and 8" x 8".

PCR Poultice Creosote Remover - 25 lb. pail

\$205.67
750450

PCR Applicator Package

\$533.97
730107

Smoke Chamber Sprayer

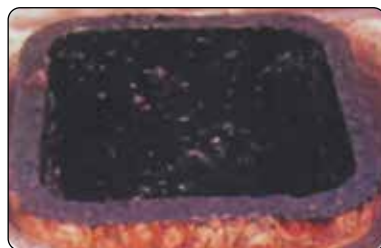
\$1043.65
750000



We are happy to provide you with some free ACS Brochures. Call to order!



ACS CREOSOTE REMOVAL



Before



After

Anti-Creo-Soot (ACS) is an environmentally safe, nontoxic liquid catalyst that modifies dangerous creosote. For maximum effectiveness, spray daily into the firebox and on the wood during low fire conditions to convert the creosote to a harmless ash. ACS improves combustion

and promotes cleaner burns, which makes it an important part of any wood burning maintenance program. It also reduces ash and clogging in pellet stoves. ACS is safe to use in appliances with catalytic combustors, and should never be used as an alternative to chimney cleaning.

ACS Creosote Remover - 32 oz. spray bottle

Purchase Quantity
1 - 11 12+

\$14.20 \$12.78
730102 730102

ACS Creosote Remover - 1 gal. Bottle

Purchase Quantity
1 - 3 4+

\$35.62 \$33.84
730103 730103

ACS HOME & HEARTH CLEANER

Home & Hearth Cleaner is an industrial strength, citrus cleaner. The high alkalinity citrus detergent effectively cuts through smoke and creosote. Home & Hearth Cleaner combines the natural cleaning power of citrus with strong cleaning agents to tackle most tough household cleaning jobs.

Purchase Quantity

1 - 11 12+

ACS Home & Hearth Cleaner - 32 oz. spray bottle

\$10.03 \$9.53
750101 750101



ACS Home & Hearth Cleaner



CRE-AWAY CREOSOTE REMOVAL

Cre-Away modifies third-degree creosote by converting it into a more brittle state that has a different expansion/contraction rate than the flue. During heating and cooling cycles, the creosote starts to lose its adhesive properties, making it easier to remove by chimney sweeping.

First, a reactive agent neutralizes the creosote making it less corrosive to metal components, and less flammable. Second, a dehydrator absorbs the oils and moisture contained in some forms of creosote. Third, a combustion inhibitor helps reduce

the chance of chimney fires. Finally, a magnesium catalyst helps break down third-degree creosote when the flue is heated by normal use. Cre-Away is effective on all types of creosote but not recommended for catalytic stoves.

For professional application, use Cre-Away Pro, available in a 25 lb. pail. By using a small compressor you can make a comprehensive application, making sure to get all the nooks and crannies. You can then leave a small bottle of Cre-Away with your customer to use daily. Use the Cre-Away, Professional Applicator for easy application!

Cre-Away Creosote Modifier

Purchase Quantity

1 - 5 6+

Cre-Away Creosote Modifier - 16 oz. bottle

\$13.28 \$12.62
750208 750208

Cre-Away Professional Strength - 25 lb. pail
(applicator sold separately)

\$141.12
750209

Cre-Away, Professional Applicator
Requires Compressor (not included)

\$91.18
751001



Cre-Away Professional Strength

STAGE ONE, (TSR) CREOSOTE REMOVAL

Use Stage One Creosote Remover Powder in wood burning appliances vented with factory-built chimneys. It acts as a catalyst changing creosote to a dry, flaky compound.

Stage One, Creosote Remover Powder - 2 lb. tub

\$14.65
741002



PAINT "N" PEEL



ChimneySaver Paint "N" Peel Fireplace Cleaner is a safe, effective, and easy way to clean your fireplace. We suggest wiping down the surface with a damp cloth to begin, then tape off areas around the affected masonry. The product can then be brushed on and dries to a thick, rubbery, non-hazardous film within 24 hours. After completely drying, it is easily peeled away from the surface and discarded. Paint "N" Peel Fireplace Cleaner saves you time and eliminates the hassle of cleaning your smoke/soot stained fireplace. This product works on nearly all masonry surfaces including brick, stone, marble, slate, tile, concrete, mortar, limestone, and cultured stone.

Not only is this product extremely effective, it is environmentally friendly, can be used for interiors or exteriors, and has no noxious odors!

Paint "N" Peel - 1 gal. Container

\$99.08
759003

CROWN SAFE™

Clear Elastic Sealant

- ONE STEP PROCESS! NO PRE-COATS REQUIRED
- FIBERED FOR STRENGTH TO RESIST CRACKING & PEELING
- SUPERIOR ADHESION & CLEAR FINISH
- APPLIES IN EXTREME WEATHER CONDITIONS & TEMPERATURES
- REPAIRS SMALL CRACKS & ADHERES TO MANY DIFFERENT SURFACES



**100% SATISFACTION
GUARANTEE**

ALL FOR YOUR SUCCESS!

INTERIOR CLEANING PRODUCTS

Speedy White is a highly concentrated fireplace cleaner that removes creosote, smoke stains, soot, and grease from glass, stone, brick, and hearths.



	Purchase Quantity	
	1 - 11	12+
Speedy White Fireplace Cleaner - 22 oz. bottle	\$15.49 710225	\$10.85 710225



Williams Stove & Grill Polish is a virtually odorless semi-paste which is easily applied and buffed when dry. It brings a low-luster dark gray finish to unpainted cast-iron appliances.

	Purchase Quantity	
	1 - 11	12+
Williams Stove & Grill Polish - 3.5 oz. tube	\$10.17 742909	\$8.13 742909

This GFC Glass Cleaner cleans white film build-up and soot on glass/ceramic windows of gas or wood fired heating appliances.

	Purchase Quantity	
	1 - 11	12+
GFC Glass Cleaner - 8 oz. bottle	\$10.08 710122	\$8.04 710122

Our Orange Pumice Hand Cleaner deeply scrubs dirty hands while conditioning dry, cracked skin. Convenient jug includes pump.

Heavy-Duty Orange Pumice Hand Cleaner	\$29.74 600300
--	-------------------

Scrubs are pre-moistened, heavy-duty towels with pumice scrubbing power. It's the perfect hand cleaner for those dirty jobs. These Scrubs Hand Towels (72 count) remove dirt, tar, oils, paints, adhesives, epoxies, caulks, inks & dyes, urethanes, lubricants, cable jelly, and asphalt.

Scrubs Hand Towels (72 count)	\$51.89 600301
--------------------------------------	-------------------

Rags in a Box (200 count, center pull, 10" x 13" box) are perfect for absorbing grease and oil or applying wax, polish or stain. These rags absorb liquid like a sponge, and are strong enough for tough cleanup jobs.

Rags in a Box (200 count)	\$15.16 600480
----------------------------------	-------------------





SAFETY & INSTALLATION TOOLS

157 - 169

FEATURED: PTERODACTILE™ TILE EXTRACTORS

These PterodactILE™ Tile Extractors are indispensable tile removing tools that are a must-have for any professional chimney technician! They are designed to remove tile with minimal mortar slush, or to remove large pieces of tiles, blockage, etc. Using their ButtonLok connections, the extremely tough jaw material rips out tiles with ease! The Large Tile Extractors have been redesigned with an adjustable jaw to take on any size tile or debris!

168

160



RIDGEPRO™

161



EXTENSION LADDERS

162



PIVIT LADDER
ACCESSORIES

Capable of withstanding thousands of pounds of pulling force. The must have roof safety device for any professional chimney sweep!

Extension Ladders are easy to handle, lightweight, and can be conveniently transported! These ladders are ideal for climbing multiple roof levels.

The latest in ladder safety! PiViT Ladder Accessories are great additions to any technician's truck, and the perfect tools for the safety conscious sweep!

SAFETY GEAR - RESPIRATORS & HEAD PROTECTION

The Half-Mask and Full-Face Respirators use negative pressure to draw air in through the filters when breathing. For most effective use, a clean shaven face is required by user - facial hair prevents a mask-to-skin seal, preventing the respirator from working effectively. We stock the Organic Vapor Cartridge as well as the Peel Away Lenses (for the Full-Face Mask) which help protect the respirator lenses from scratching.

Full-Face Respirator	\$458.59 604000
Half-Mask Respirator	\$49.95 604012
Organic Vapor Cartridge (Per Pair)	\$47.09 604100
Peel Away Lenses (Pack of 15)	\$36.65 604205



Full-Face Respirator

Half-Mask Respirator



Head Socks are great for keeping soot out of your hair and ears. Made of washable cotton, and come in a package of 12.

Head Sock \$37.15
(Pack of 12) 604510



SAFETY GEAR - SHOE COVERS

The only shoe cover that our professional chimney sweeps will use! Made with durable, long-lasting material that won't rip or tear.

- 50 pairs per pack
- 500 per case (10 packs)

	Purchase Quantity	
	1 - 9	10+
Premium Shoe Covers (Pack of 50)	\$17.65 604516	\$13.60 604516





Tyvek Suit & Hood

SAFETY GEAR - BODY & FALL PROTECTION

- Soot protective suit
- Zipper front, Elastic Wrist/Ankle, and attached Hood
- Increased Room in Torso
- Reinforced Zipper
- Elastic Waist
- Microporous material

	Large	X Large	XX Large
Tyvek Suit & Hood	\$27.57 604504	\$30.89 604507	\$26.49 604508

Fall Protection is paramount to any type of roof based work. It only takes one slip to impact your health for the rest of your life. This Fall Protection Kit is OSHA approved and includes: harness, reusable roof anchor, 50' lifeline rope, counterweight, and lanyard.

Fall Protection Kit

\$244.09
604404



LADDER SAFETY

Always be sure to follow ladder safety guidelines during an installation or any job requiring roof work! For tips on choosing the right ladder and proper safety guidelines, visit: AmericanLadderInstitute.org/BasicLadderSafety



SAFETY GEAR - GLOVES

Chimney Sweep Long Gloves are fully lined for extra protection. One size fits most.

Chimney Sweep Gloves
(Pair)

\$46.72
500275



Chimney Sweep Gloves



Kevlar Sleeve

- 14" Kevlar Sleeve & Thumb Hole
- Cut resistant sleeve
- Comes in Black!

Kevlar Sleeve - 14"
(Single Sleeve)

\$17.69
600714

These Black Nitrile Gloves are powder free, and made for medical and general use. They are 5 mm thick at the palm for added strength and chemical resistance.

	L	XL	2XL
Black Nitrile Gloves (Box of 100)	\$20.49 600452	\$20.49 600451	\$13.22 600450

The perfect gloves for working with Chamber Safe!



Black Nitrile Gloves

SAFETY GEAR - EYE PROTECTION



Our Gray Safety Sun Glasses meet safety standards, and are less restrictive than safety goggles. They are also available in clear.

	Gray	Clear
Safety Glasses	\$5.54 604502	\$3.76 604501

These premium, anti-fog, and splash protecting Safety Goggles are constructed of soft PVC so they fit comfortably to your face. They feature a wrap around polycarbonate lens to protect against impacts and debris.



Safety Goggles	\$14.15 604500
-----------------------	-------------------

RIDGEPRO™



The Ultimate Roof Safety Device!

Nothing is more important than the safety of your technicians when in the field - that's why Lindemann Chimney ensures that our technicians carry this tool on every single truck! The RIDGEPRO™ is the trusted roof safety device of Lindemann certified chimney sweeps.

"This tool allowed access to a chimney that we otherwise would not have been able to without the use of scaffolding. Because of this new ridge hook system, it should allow techs to get to the top of chimneys to get better measurements. I recommend sweeps carry this on their vans - gaining access to difficult chimneys will only help to save you money on labor hours, and material."

- Derek Schafernak, Lead Technician, Lindemann Chimney Service



The Pitch & Slope Locator allows you to easily find the pitch of the roof prior to stepping off the ladder.



This Permanent Mount Shoulder Rest is waterproof, lightweight, and weighs less than 2 oz. It conforms to the shoulder, and has excellent vibration and shock absorbency. It fits most standard ladders with rails, and measures 13 1/2" long x 2 7/8" wide x 15/16" thick. This product features an easy peel and stick assembly.

Pitch & Slope Locator

\$13.95
109102

Shoulder Rest - Permanent Mount

\$20.95
502411



The RidgePro

\$680.67
109100

The RidgePro Extension Pole

\$89.01
109101

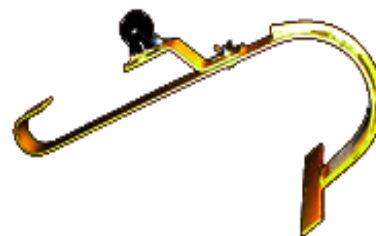
The ultimate tool to get you safely from the ladder, to the roof peak, and back again - the RIDGEPRO™ is the preferred safety device for our professional chimney sweeps! The main body is constructed of high-grade aluminum, capable of withstanding thousands of pounds of pulling force, and features an adjustable pitch-selection grid with an incremental range, able to adjust from 6/12 to 12/12 roof pitches. The two padded cross members are designed to protect any existing surface material from damage, balances the user, and has four holes that can receive 5/16" lag bolts as an anchoring option. The RIDGEPRO™ also features a stainless steel shackle to receive the rope and harness clip, and a set of pre-installed wheels to roll The RIDGEPRO™ to and from the peak.

Take advantage of the built-in coupler that receives the RidgePro Extension Pole - a locking extension pole (not nylon-threaded) which can extend from 8' - 16' (sold separately) to easily reach the roof peak!

LADDERS & ACCESSORIES



This Heavy-Duty Ridge Hook with wheel attaches to your ladder and hangs over the roof ridge, providing extra stability when climbing up the roof. It has a reinforced rod around the hook for extra strength and is great for metal roofs, steep pitches, and more.



This Ladder Leveling System helps level the ladder when working on uneven ground. This product attaches quickly to the bottom of the ladder to provide adjustment for slopes, and can only be used on Type II ladders.

Heavy-Duty Ridge Hook

\$98.79
109000

Ladder Leveling System

\$185.45
502410



These light weight and durable straps are made from woven polypropylene webbing and double stitched for maximum strength. Designed to secure ladders and light weight material to construction vehicles, Pro-Strap's easy to use hook loop fastening system saves you time and gives you peace of mind.

Used by our Professional Sweeps, these are an absolute must for securing ladders to trucks!

	43"	72"
Pro-Straps	\$28.29	\$31.52
(Pack of 2)	730000	730001

This **14' Extension Ladder** is easy to handle, lightweight, and great for use around the home or RV. This ladder is small enough to fit in the trunk of your car, and strong enough to have a 250 lb. capacity rating. (14 ft climb height, 10.5 ft extended height)

This **16' Tactical Extension Ladder** is designed for use by military, special forces, and tactical squads. It is strong, portable, lightweight, non-reflective, and has a 300 lb. capacity rating. (16 ft climb height, 12.5 ft extended height)

This **16' Professional Telescopic Extension Ladder** is made from lightweight, aircraft grade aluminum that can withstand heavy-duty work with a 300 lb. capacity rating. Featuring wide angled rungs that create a level footing to increase comfort on long work days, this is the ideal choice for extension ladders! This ladder is exceptionally portable making it easy to pack up and store inside your vehicle or warehouse. (16 ft climb height, 12.5 ft extended height)



14' Extension Ladder - Telescopic

\$382.11
129901

16' Extension Ladder - Black, Tactical

\$553.72
129900

16' Extension Ladder - Professional Telescopic

\$553.72
129902

PIViT LADDER ACCESSORIES



PiViT Platforms are designed to pair with the PiViT Ladder Tool to create a stable working platform directly on a ladder! This platform comes with tool cutouts, and is wide enough to accommodate a 12" walk board. The PiViT Ladder Tool is required for use.

PiViT Platform

\$36.58
502421



The PiViT Ladder Tool is a patented tool for leveling extension ladders, designed with polypropylene, non-skid material. This product supports up to 500 lbs., and creates a stable platform for your ladder when working on: steps, stairs, roofs, and uneven ground!

PiViT Ladder Tool

\$135.85
502420



The PiViT Ladder Helper is designed to safely fit over household and commercial gutters, and is constructed of polypropylene. The Ladder Helper protects the gutter system and securely holds the ladder in place via anti-slip, ribbed rubber and ladder guides.

PiViT Ladder Helper

\$49.40
502422



Roof Boots can be used on a 7/12 or greater pitch asphalt or shingled roof providing easy, and safe roof access for a ladder or PiViT Ladder Tool. Roof Boots are easily secured (instructions included), and can provide security with the PiViT Ladder Tool up to 20/12 roof pitches.

PiViT Roof Boot (One Pair)

\$86.46
502423



STAIR CLIMBING FORKLIFTS

Stair Climbing Forklifts by Escalera have side frames made from tough tempered, aluminum alloy and feature steel lift frames with 28" long forks, allowing loads to be raised up to 54" - high enough to load or unload a semi-truck! All Escalera Forklifts have a 1200 lb. maximum capacity, and are available in two models with either hand winch or electric winch functionality.

These stair climbing forklifts come with a wide range of available accessories. The Auto Rewind Strap acts as a safety belt to secure loads. The Big Wheel Attachment is ideal for hauling loads across rough terrain. The 24" x 28" removable, steel Lift Plate Attachment can be placed over the forks to create a platform. Then, the Lift Hitch can be used to mount your stair climbing forklift on the back of a vehicle (standard receiver).

Stair Climbing Forklift – Hand Winch

\$3,695.25
100010

Stair Climbing Forklift – Electric Winch

\$4,240.86
100020

Accessories Available! Call for Details!

CROWN SAFE™

CLEAR ELASTIC SEALANT

THE ULTIMATE ALL-WEATHER PRODUCT

APPLIES IN EXTREME WEATHER CONDITIONS & TEMPERATURES

SPRING SUMMER AUTUMN WINTER

ONE-STEP PROCESS!

NO PRIMERS! NO PRE-COATS!

U.S. FIREPLACE PRODUCTS


DRILL BITS, DRIVERS & SCREWS



Change between 1/4" and 5/16" hex head sizes seamlessly with Malco's unique, dual-sided magnetic hex driver. This patented, reversible hex socket fits over a 1/4" magnet-tipped, ball locking hex shaft which can be quickly reversed to change sizes. For cleaning, just wipe away metal shavings with a glove or towel.

C-RHEX Dual-Sided Magnetic Hex Driver - 2"

\$7.62
600205



These 1/8" Double-Ended Drill Bits are perfect for drilling holes for pop rivets when installing liner or liner components.

Double-Ended Drill Bit - 1/8"

\$3.21
601005

These 1/2" long No. 8 Stainless Steel Screws will tap their own hole in just seconds and are sold in a pack of 500. The 1 1/4" long No. 10 Stainless Steel Screws are available in a pack of 100.



No. 8 Stainless Steel Screws
(Pack of 500)

\$53.40
600100

No. 10 Stainless Steel Screws
(Pack of 100)

\$24.48
600102

These Black Stovepipe Screws have self-drilling ends making stovepipe connections easy. They are made of anodized steel, have a No. 8 hex head, measure 1/2" long, and are sold in a tub of 500. We also stock 1/2" long, Galvanized Tek Screws for galvanized connector pipe, available in packs of 100.



No. 8 Black Oxide Screws
(Pack of 500)

\$14.46
600101

1/2" Galvanized Screws
(Pack of 100)

\$3.50
600105

BRICK LAYING TOOLS



This 5" x 1 1/2" Margin Trowel has a flat nose that allows it to work mortar into tight places where a normal trowel won't work.

Margin Trowel

\$17.67
603008



This 7 1/4" Bucket Trowel is sized to scoop mortar from a bucket and is useful when applying refractory cements, etc.

Bucket Trowel

\$38.88
603022

CUTTING TOOLS



Use this fiber mesh, .4" x 7/8" x 4 1/2" Cut-Off Wheel for stainless steel liners, galvanized connector pipe, steel inserts and more. Fits a 4 1/2" angle grinder.

Cut Off Wheel \$3.79
603700



These all purpose Reciprocating Saw Blades (6" & 12", 5 Pack) are made from high quality steel for clean cuts and longer life. They are designed to cut through a variety of materials including wood and metal.

	6"	12"
Reciprocating Saw Blade	\$21.76	\$48.13
(Pack of 5)	601003	601004

CUTTING TOOLS & HAND TOOLS



The Malco straight Bull Snips have an 18 gauge capacity for stainless steel, and jaws that are hot-drop forged from high carbon alloy steel and fully heat treated for strength.

Bull Snips \$45.49
600500



The Malco 12" Tin Snips are used for cutting sheet metal, stainless steel and galvanized pipe. The longer handle gives maximum cutting ability with less work.

Tin Snips \$50.55
601400



Malco Left Offset Shears are useful for cutting sheet metal, stovepipe or liner up to 24 gauge. The offset design guides the cut metal away from the hands.

Left Offset Shears \$45.05
601000



Malco Right Offset Shears are useful for cutting sheet metal, stovepipe or liner up to 24 gauge. The offset design guides the cut metal away from the hands.

Right Offset Shears \$51.99
601100

TURBOCRIMPER® IMPACT TOOL

The TurboCrimper IMPACT Crimping Tool is designed for sheet metal crimping using a min. 12 volt DC cordless or max. 7 amp AC corded impact driver with quick release, 1/4" hex chuck. Users can easily and immediately begin crimping multiple sizes, types, and thicknesses of round metal pipe! Call today for instructional videos and additional details!



TurboCrimper® IMPACT Crimping Tool

\$173.19
600905

INSTALLATION TOOLS

The Malco Hand Seamer comes in handy for field fabrications. Use it any time you need to bend a flat piece of sheet metal or hold a small piece of metal in order to trim an edge.



Hand Seamer

\$75.83
600800

These top quality five-bladed Malco Pipe Crimpers are constructed for heavy-duty usage. Crimps stainless steel, galvanized steel and stovepipe.



Crimpers

\$50.43
600900

TAPE




Don't forget to order some Aluminum Foil Tape! It's used to hold the seams and ends of the insulation, and is great for securing an insulation blanket around a liner.

However, never rely solely on the tape - always use the Stainless Steel Mesh Clamps as well. Tape comes in a roll, 3" x 150' roll.

Aluminum Tape

\$22.00
391200



This Duct Tape comes in 2" x 180' rolls of black or silver, is reasonably priced, and sticks well to most surfaces.

		2" x 180'
Duct Tape	Black	\$23.85 601603
	Silver	\$23.85 601604

TIPS & TRICKS OF THE TRADE: TILE BREAKING



Our professional chimney sweeps are tile breaking in the field every day, and know the best practices when it comes to this kind of dangerous work. Here are a few tips from our professionals when it comes to tile breaking:

- **Always check your equipment.** Make sure that your drill is properly operating, and that your bits, rods, etc. are in proper working condition.
- **Always ensure proper dust control is in place before tile breaking.** Our technicians make sure to use plenty of drop cloths, board up the fireplace opening, and seal with high-grade duct tape. A high-powered vacuum, and hose are then inserted into the fireplace opening and sealed again with tape to further assist in the capture of dust, and debris.



PRO TIP: After setting up your dust control, test it out - break a few tiles, and make sure nothing gets past your dust control measures!

- **Be aware of your surroundings, and construction of the chimney.** Be aware that additional flues, such as those for appliances, can run up the same chimney stack. Before you begin tile breaking, make sure that you eliminate the chance to break through a flue wall and into another.



PRO TIP: Take note of the size of the smoke chamber, and the firebox before tile breaking! Sometimes tile can build up where the throat damper previously existed, or the firebox can fill up too rapidly and break through your dust control measures.

- **If your tile breaking tool gets stuck, don't force it!** Don't attempt to forcibly remove your tile breaking tool if it gets stuck - this can result in damage to your equipment or the customers house.
- **Don't push your drill too hard!** Slow and steady, one tile at a time - make sure to be deliberate in your work to avoid accidents and damage to your equipment or your customers house. Also, use a drill that has a handle to ensure the user has more control of their tile breaker.
- **If masonry work has been performed recently, give it some time to set.** A good rule of thumb is to give any masonry work 1-2 days to completely set/cure before tile breaking begins.

TILE BREAKERS



Originally designed and built by a local sweep, these tile breaker tools remove rectangle or square flue tiles faster, and easier than any other on the market today! These tools attach to either the ProKleen, ButtonLok, or TLC rod system, and do not work on round flue tiles.

Tile Breaker - ProKleen

\$92.16

NCTILEBREAKER

Tile Breaker - ButtonLok

\$92.16

NCTILEBREAKERBL

Tile Breaker - TLC

\$98.96

NCTILEBREAKERTL

BUTTONLOK TILE BREAKERS

Use with the ButtonLok Steel Rods and a heavy-duty, ½" drill with clutch. The Small Tile Breaker works on 8" x 8" or 7" x 11" tiles. The Large Tile Breaker works on tiles 12" x 12" and larger. The Double Tile Breaker works on 8" x 12" and 11" x 11" tiles.

Small Tile Breaker - 4" x 4"

\$48.49

ButtonLok

563405

Large Tile Breaker - 4" x 6"

\$51.04

ButtonLok


563406

Double Tile Breaker - 4" x 4"

\$64.58

ButtonLok

563407



TILE EXTRACTORS

These PterodactILE™ Tile Extractors are indispensable tile removing tools that are a must-have for any professional chimney technician! They are designed to remove tile with minimal mortar slush, or to remove large pieces of tiles, blockage, etc. Using their ButtonLok connections, the extremely tough jaw material rips out tiles with ease! The Large Tile Extractor can lift up to 500 pounds, and features an adjustable jaw that can open from ¼" up to 4" wide. The cast-aluminum design of the Tile Extractor Mini is perfect for more precise control to grab objects up to 4" thick.

Tile Extractor - Mini ButtonLok

\$625.64

563498


Tile Extractor 2.0 - Large ButtonLok & ButtonLok II

\$807.42

563499

Ask us about the new and improved Tile Extractor 2.0! Designed for the ButtonLok II Rods!


TLC TILE BREAKERS



These TLC Tile Breakers easily connect to TLC rods or adapters. Only steel cleaning rods, like the TLC ProKleen Rods, should be used. Use the Small Tile Breaker for 8" x 8" or 7" x 7" flues. For 12" x 12" and larger tiles, use the Large Tile Breaker. The Double Tile Breaker is for 11" x 11" or 8" x 12" flues.

Small Tile Breaker - 4" x 4"	\$38.99
TLC	504501
Large Tile Breaker with TLC - 4" x 6"	\$40.13
TLC	504502
Double Tile Breaker with TLC - 4" x 4"	\$56.20
TLC	504500

PROKLEEN TILE BREAKERS



These ProKleen Tile Breakers connect to ProKleen rods and adapters. The Small Tile Breaker breaks out tiles from 8" x 8" up to 7" x 11". The Large Tile Breaker breaks out tiles from 12" x 12" and larger flues. The Double Tile Breaker spins around to break out flue tiles from 8" x 12" up to 11" x 11".

Small Tile Breaker - 4" x 4"	\$57.21
ProKleen	507501
Large Tile Breaker - 4" x 6"	\$55.93
ProKleen	507502
Double Tile Breaker - 4" x 4"	\$84.54
ProKleen	507500



MASONRY SUPPLIES & REPAIR

171-184

FEATURED: CROWN SAFE™

CROWN SAFE is a high-performing, brushable, elastic sealant with rubber-like flexibility designed to stop water intrusion into masonry chimney crowns, roofs, and various other building surfaces. Crown Safe's fibered formula produces a clear, see-through finish which is extremely flexible and highly resistant to tears, shears, stress, and weathering. The unique properties of this product allow successful application in extreme weather, such as freezing and wet conditions. Preferred by chimney and roofing professionals for its versatility, Crown Safe is the ultimate water intrusion prevention product!

172

177

**CHAMBER
SAFE**



180

**WATER
REPELLENTS**



183

**SILICONE
SEALANTS**



A high performance, refractory parging material designed to strengthen, streamline, and restore the critical smoke chamber area in masonry chimneys.

Specifically designed for chimneys, ChimneySaver has been used by professionals for nearly 20 years to reduce water penetration into masonry by 99.9%!

Make sure to always have these silicone sealants on hand! They offer excellent adhesion to most plastics, metals, and glass.



Additional shipping charges may apply.

GELCO CROWN FORMS

These reusable Gelco Crown Forms are made with durable steel, and designed to work on all masonry chimneys. The slanted crown form (pictured left) is angled at 8° with a 5 1/2" depth - creating crowns

from 10" x 10" up to 56" x 56". The straight-sided Gelco Crown Forms are also 5 1/2" deep, and are able to create crowns from 10" x 10" up to 92" x 92".

Please note: each pair contains two form sides. Therefore, two pairs must be ordered to make a complete Crown Form set! These crown forms allow for a minimum 1 1/2" overhang, or drip edge.

	10" - 28"	20" - 56"
Straight-Sided Crown Forms - 1 pair	\$97.85 349910	- -
Slanted Crown Forms - 1 pair	\$99.04 349911	\$176.51 349921



PRODUCT ADVANTAGES:

- One Step Process! No Primers or Pre-Coats Required
- Fibered for Strength to Stop Water Intrusion
- Applies in Any Weather Condition & Temperature
- Finishes Clear
- Superior Adhesion
- Performs in Severe Conditions, Including: High UV Levels, Extreme Heat, Acid Rain & Foot Traffic
- Cured Sealant is Mildew Resistant
- Repairs Small Cracks



THE BEST CROWN PROTECTION AVAILABLE

DESCRIPTION: Crown Safe is a high-performing, brushable, elastic sealant, with rubber-like flexibility designed to stop water intrusion into masonry chimney crowns, roofs, and various other building surfaces. Crown Safe's fibered formula produces a clear, see-through finish which is extremely flexible and highly resistant to tears, shears, stress, and weathering. The unique properties of this product allow successful application in extreme weather, such as freezing and wet conditions. Crown Safe is a registered trademark with U.S. Fireplace Products, Inc.

APPLICATIONS: When properly applied, Crown Safe is designed to stop water intrusion by adhering to asphalt shingles, coated steel, concrete, steel, vinyl, and other common building substrates. The unique Crown Safe formula produces a clear finish with exceptional adhesion, flexibility and resistance to tear, shear, stress, and weathering. Crown Safe is fibered for strength and designed to protect against extreme weather, such as wet and icy conditions. The semi-self-leveling, brushable grade consistency of Crown Safe allows the user to easily, and quickly apply this product. There is no primer required on most surfaces. If primer-less adhesion to a substrate is in question, a test application is recommended.

PRODUCT COVERAGE: One gallon (1 GAL) of Crown Safe brushable sealant will cover up to eighty (80) square feet at thickness of 1/16" to 1/8". Results may vary based on building substrate in which Crown Safe is applied.

AREA PREPARATION: For best results, areas to be sealed should be cleaned of loose debris, and standing water.

INSTALLATION: Please read the complete Installation Instructions for Crown Safe which are included on each container's label. Contact local building or fire officials about restrictions and application inspection in your area prior to application. Use of these materials other than as specified in this manufacturer's Product Data & Installation Instructions is prohibited. Application of Crown Safe brushable sealant should be performed by a qualified contracting professional. For additional questions please contact U.S. Fireplace Products, Inc. or your distributor.

Moderate amounts of dampness will not interfere with adhesion. For maximum adhesion to dirty, or heavily oiled surfaces, areas to be sealed should be wiped with a solvent based cleaner and allowed to dry. It is recommended to "tape off" application areas to prevent product "spillage", but not required.

DIRECTIONS

Apply Crown Safe coating with brush, trowel, or putty knife, applying slowly into seams and cracks using crisscross, "paint-like" strokes. Apply at rate of 1/16" to 1/8" per coat. Do not thin coat. Allow twenty-four (24) hours to cure. Inspect and recoat, if necessary. Paint after five (5) days, if desired.

CLEANING: Thoroughly clean tools or brushes with solvent based cleaners immediately, and before curing occurs. Cured material may be removed from tools by cutting or scraping. Observe precautions when using toxic or flammable solvent cleaners.

CURING: Crown Safe is tack free within four (4) hours of application. Finished Crown Safe applications should be allowed to cure for twenty-four (24) hours. After the initial twenty-four (24) hour curing, inspect and recoat area if necessary. If painting is required, allow Crown Safe to cures for five (5) days.

Purchase Quantity

	1 - 3	4+
Crown Safe - 1 gal. Bucket	\$150.08 720707	\$104.95 720707

PROTECT YOUR CHIMNEY & MORE!

800.722.7230 | ONLINE ORDERING LINDEMANNSUPPLY.COM



CROWNSEAL FLEXIBLE WATERPROOF COATING

CrownSeal can be used as a bonding mortar to replace badly spalled brick units or for parging over brick faces that may have spalled, if remaining brick is solid.

CrownSeal can be easily colored using standard mortar dye, and covers approximately 36 square feet (2 gal.) or 90 square feet (5 gal.) at 1/8" thickness.

CrownSeal - 2 gal. Pail

\$130.90
750402

CrownSeal - 5 gal. Pail

\$299.27
750405

In seasons where temperatures may fall to 45° and below after application, dry times of CrownSeal can be significantly increased.

CROWNCOAT BRUSHABLE SEALANT

CrownCoat has a unique, quick drying, water based technology making it easy to brush on during application, and has become a favorite among chimney professionals! When applying this product, fill larger cracks and voids with patching cement or high quality caulk, then apply two coats of CrownCoat: a thin first coat, followed by a heavier top coat once the first coat has formed a tacky film (approximately 15 minutes) using 3" or 4" paint brushes (not included). CrownCoat cures completely in 2 - 4 hours, and covers approximately 40 square feet per gallon.

CrownCoat - Standard, 2 gal. Container

\$149.91
750408

CrownCoat - Buff Gray, 2 gal. Container

\$149.91
750408BG

CrownCoat - Standard, 5 gal. Container

\$300.74
750409

CrownCoat - Buff Gray, 5 gal. Container

\$300.74
750409BG

Cold Weather CrownCoat cures naturally in above freezing temperatures or accelerated "freeze-curing" in below freezing temperatures, down to -40° F. Cold Weather CrownCoat is ready to use. Apply with a 3" or 4" brush (not included), no mixing or special bonding agents required. The compounds in Cold Weather CrownCoat are solvent free, and will not harm the environment.

All Weather CrownCoat - 1 gal. Container

Previously Cold Weather CrownCoat

\$90.28
750406

CROWNPREP is a proprietary water-based acrylic conditioner. CrownPrep conditions and consolidates nearly all porous cement/mortar crown washes prior to application of products such as CrownCoat and CrownSeal, and improves the durability and adhesion of these repair coating products.

Surface and air temperatures should be a minimum of 45°F but not greater than 95°F. Do not apply if temperature expected to exceed these limitations within four hour period. Do not apply to wet, frozen or frost covered surfaces.

CrownPrep - 1/2 gal. Container

\$41.22
750455



PRO TIP: This product is only available in white, use dyes for custom color.



CROWNSAVER CROWN REPAIR



CrownSaver is a strong, cement based, long term crown repair product made with a blend of polymer modified hydraulic cements and powdered water repellent. For best results, cover the crown with FormFoil - a sticky, adhesive-backed, aluminum foil flashing (sold separately). Then, simply mix one scoop CrownSaver (measuring scoop

included) with three scoops fine mason's sand and water. Next, trowel over the crown at about 1/2" thickness (1/4" min. - 2" max).

Because CrownSaver is a cement-based coating, a 1/2" bead of caulk should be applied to the base of each flue tile to allow for expansion. This product comes with a ten-year warranty.

CrownSaver - 5 gal. pail

\$101.95
750439

Form Foil - 9" x 50' roll

\$140.90
751006



CEMENT & MORTAR



Domestic Fireplace Mortar is a beige, ready to use, regular mortar. It was developed for installation of firebrick in masonry fireplace installations as well as various uses in chimneys, boilers, incinerators, furnaces, kilns, etc. Domestic Fireplace Mortar is an air setting product that may be water soluble in service. When used, 50 lbs.

will lay approximately 100 firebrick (2 1/2 inch thick) if joint thickness is 1/16" - 1/8" as recommended. Do not use on exterior applications or where moisture may be present. This product meets all local and national building codes, and is good for applications well over 2000° F.

Domestic Fireplace Mortar - 15 lb. tub

\$44.00
720611

Domestic Fireplace Mortar - 50 lb. bucket

\$94.08
720612



CleanBurn™ Castable Refractory Cement is a dry-mix cement that sets and dries as hard as fire brick. This Castable Refractory Cement comes in a handy 25lb tub and is well up to the task of making indoor and outdoor firebox projects easy. This Castable Refractory Cement must be heat cured, after which it

can withstand 2700° F temperatures, and cures to a buff color. Firebrick cement is created to be used with masonry joints under 1/4" thick and is a ready mixed mortar that can be used for pouring custom shapes and firebox floors. May require layering for thicker applications. Contains aggregate.

CleanBurn™ Castable Refractory Cement - 25 lb. pail

\$49.56
720625



CEMENT & MORTAR

Heat Stop (premixed) and Heat Stop II (dry mix) are refractory mortars developed for installation of firebrick in masonry fireplace installations. These also have many other uses such as in chimneys, boilers, furnaces, kilns, etc. Heat Stop (premixed) refractory mortar is gray in color and sold in 15 lb. or 50 lb. plastic pails. Heat Stop II (dry mix) refractory mortar is also available in a 10 lb. pail or 50 lb. bag. For estimating purposes, 50 lbs. will lay up approximately 100 firebricks (2 1/2" thick) if joint thickness is 1/16" - 1/8" as recommended. For Heat Stop II (dry mix), joint thickness up to 1/2" is acceptable.

Be sure to mix both mortars with water as directed. If Heat Stop (premixed) becomes frozen, unfreeze and mix thoroughly. Heat Stop (premixed) is an air setting product, however may be water soluble in service. Do not use on exterior applications or where excessive moisture may be present. Use Heat Stop II (dry mix) where moisture is present as this product is non-water soluble. These mortars meet and exceed all local and national building codes and are good for applications well over 2000° F.

Heat Stop (premixed) - 15 lb. pail

\$45.76
720515

Heat Stop (premixed) - 50 lb. pail

\$94.56
720650

Heat Stop II (dry mix) - 10 lb. pail

\$45.76
720610

Heat Stop II (dry mix) - 50 lb. bag

\$92.12
720550

This Air-Set Refractory Fireplace Mortar is a ready-mixed, air-setting, medium duty refractory mortar formulated to be used with medium duty firebrick, and rated to 2700°F. Approximately 35 - 40 lbs. of mortar will lay up one hundred bricks (straights: 9" x 4 1/2" x 2 1/2"). When laying up brick, we recommend using 1/16" to 1/8" joints. Typical set time is between 48-72 hours and can vary based on temperature. This mortar is not for use in outside installations and is water soluble.

Air-Set Refractory Fireplace Mortar - 50 lb. bucket

\$110.51
720450



CLEANBURN™
CASTABLE REFRACTORY CEMENT



CEMENT & MORTAR



This Fireplace Mortar (10.3 oz. cartridge) is formulated especially to patch fireplace fireboxes and to bond firebrick together. Fireplace mortar is a silicate product that, when fire cured, sets rock hard, and withstands 2000° F.

	Purchase Quantity	
	1 - 11	12+
Fireplace Mortar - Black, 10.3 oz.	\$9.04 742601	\$7.04 742601
Fireplace Mortar - Buff, 10.3 oz.	\$9.04 742501	\$7.04 742501
Fireplace Mortar - Gray, 10.3 oz.	\$9.04 742701	\$7.04 742701



This Black Furnace Cement is the perfect product to use on stoves, grills, furnaces, ovens, or any other high-temperature appliance or surface. It bonds metal to metal, and creates smoke-tight joints in any of the aforementioned appliances. This product withstands 2000° F operating temperatures.

	Purchase Quantity	
	1 - 11	12+
Furnace Cement - Black, Cartridge	\$7.07 742003	\$6.07 742003
Furnace Cement - Black, 1 pt.	\$9.17 742005	\$7.17 742005
Furnace Cement - Black, 1 qt.	\$16.67 742004	\$13.67 742004

Do-All+ Refractory Cement is a non-freezing, high temperature, non-asbestos, air-drying cement for setting and cementing furnaces, stoves, boilers, and chimney collars. It can be used for bedding and cementing firebrick and specially shaped combustion chambers or for topping the backfill of oil burner chambers. This product meets the NFPA 211 standard, and withstands temperatures up to 3000° F. It won't shrink, pull away, crack, sag or lose its sealing properties.

Do-All+ Refractory Cement - 1 gal.	\$39.03 301041
Do-All+ Refractory Cement - 2 gal.	\$69.85 301051





CHAMBER SAFE



- Greatly improves draft
- Better workability
- Resists temperatures up to 2650° F
- Adds structural strength, and reinforces masonry walls
- Superior adhesion, sticks to any masonry
- Use to repair brick, block, stone, clay flues, and other clay products
- Designed for parge or cast applications



THE INDUSTRY LEADER

Chamber Safe is a high performance, refractory parging material designed to strengthen, streamline, and restore the critical smoke chamber area in masonry chimneys. The preferred choice of chimney professionals, Chamber Safe smooths jagged, corbelled walls typically found in the smoke chamber, and creates a smooth transition between the smoke chamber, and flue liner. Chamber Safe is the ideal choice for improving the flow or draft of the fireplace! The unique insulating properties of our Chamber Safe product improves the safety of the chimney by reducing radiant heat transfer through the smoke chamber.

Available in a 5 gal. container (net weight 30 lbs.), Chamber Safe can be installed by cast, parge, trowel, hand pack or grout bag method. Chamber Safe may be used for repairs to firebrick and masonry in smoke chambers, ash pits, clay flues, fireboxes, kilns, masonry heaters, masonry ovens, masonry walls, vent connections, wood stoves and more! This product meets ASTM standards (E-196, C199 & C401), is non-water soluble, and is UL listed to UL 1777.

A 3/8" Mixing Blade is a time-saving device, and can be used with Chamber Safe, TherMix Insulation, or other similar products. It is easy to use when mixing, and can be paired with

a heavy-duty drill with clutch. The Chamber Safe Parging Tool comes with a female ButtonLok end making it a great addition to any professional technicians arsenal, and the perfect solution for parging those tall, difficult smoke chambers.

Directions:

- Remove loose masonry and brush intended application surface clean
- For parge applications: add 3 - 4 cups of clean water to every 5 lbs. of Chamber Safe
- For casting or mortar: add 4 - 5 cups of clean water to every 5 lbs. of Chamber Safe
- Cold water offers maximum open time, warm water quickens set times
- Apply layers at a minimum of 1/4", to several inches thick
- Chamber Safe may be applied in more than one layer - allow 24 hours to dry before firing
- One 5 gal. (30 lb.) container of Chamber Safe can cover approximately 4 square feet at 1 1/2" thickness

After cleaning out loose masonry, lightly pre-spray the smoke chamber with water using a spray bottle or similar device to further increase Chamber Safe's workability, and use cold water for best results!

	Purchase Quantity		
	1 - 23	24 - 47	48+
Chamber Safe - 5 gal. Bucket (30 lbs.)	\$76.00 720607	\$67.50 720607	\$61.99 720607
Chamber Safe Parging Tool			\$75.00 720605

Product Brochures Available



HEATSHIELD CERFRACTORY PRODUCTS

Chamber Coat is a smoke chamber repair product designed to smooth out corbels and fill gaps in smoke chamber walls. It insulates, strengthens, and improves efficiency of fireplace smoke chambers. It can be parged, troweled or hand packed over any brick, block, or stone surface exposed to high temperatures.

HeatShield Chamber Coat - 5 gal. pail (20 lbs.)

\$76.00
750410

HeatShield Cerfractory Foam smoke chamber sealant helps to ensure the safe and efficient operation of your fireplace. It is a high-temperature, expandable foam specially designed for sprayer applications to coat the walls of your smoke chamber, restoring the integrity of your fireplace. It seals gaps and cracks, and smooths any jagged and corbelled brick edges.

The Graco RTX 1400 Texture Sprayer provides everyday reliability with the basic features you want to provide the finish you need.



HeatShield Cerfractory Foam - 25 lb. Pail

\$162.99
750411

Graco RTX 1400 Texture Sprayer

\$2090.90
300864



VENTUBES

VenTubes are hollow cylinders constructed of 100% 304 stainless steel. Each tube measures 1/2" dia. x 4 1/2" L, with a wire screen welded in the front of each tube preventing insect intrusion. VenTubes provide cross ventilation in chimneys with large cavity areas surrounding the flue liner, and prevent water damage caused by condensation.

VenTubes
(Pack of 12)

\$153.35
750719



TECHNICAL SUPPORT HOTLINE

Not sure what needs to happen next on the job? Contact our Technical Support Hotline for job tips and product suggestions.

Call: 800.722.7230

LIVE CHAT: WWW.LINDEMANNSUPPLY.COM

EXTERIOR CLEANING PRODUCTS



Brick & Mortar Cleaner is a powerful cleaner that won't produce toxic fumes or cause burns. It safely removes most stains from masonry including rust, efflorescence, and mortar splatter. It won't blacken, streak or damage metals, such as aluminum used in chimney flashings, and can be used at full strength for tough jobs or diluted for lighter cleaning. This product covers about 50-150 sq. ft. per gal. and is sold in 2.5 gal. containers.

Brick & Mortar Cleaner - 2.5 gal.

\$41.15
755025



Before



After

PWR - POWDERED WATER REPELLENT

PWR (Powdered Water Repellent) is a powdered additive that is dry mixed with mortar or concrete to provide superior, and immediate water repellent properties after curing, without altering the surface color or appearance. This product can be added to mortar or concrete, forming permanent protection from water penetration, while allowing water vapor to escape. PWR can also be used while tuckpointing, or during the construction of brick walls and chimneys, as well as repairs to chimney crowns, parapet wall caps, and a variety of other projects.

Purchase Quantity

1 - 5

6+

PWR, Powdered Water Repellent - 1 lb.

\$40.55
759001

\$38.52
759001



Pro Tip: The advantage of PWR is that you can waterproof with ChimneySaver immediately following tuckpointing repairs instead of waiting 3 - 5 days for the mortar to cure!

CHIMNEYSaver WATER REPELLENT

ChimneySaver®
The Leader In Chimney Protection



ChimneySaver - Water Based is the most popular and effective formula amongst our available ChimneySaver products, and excels as a water repellent providing long-term moisture protection.

ChimneySaver - Water Based, Stainblocker forms an invisible barrier that blocks the return of stains, yet doesn't change the appearance of the surface.



ChimneySaver - Water Based, Block Chimneys is a high performance, penetrating blend of silane/siloxane, and acrylic elastomers which bond with the minerals in block chimneys and CMUs (concrete masonry units) to provide long-lasting water repellency.

See website for additional product information

Demonstrating ChimneySaver products? Bubbler Display, and (5) Mini-Bricks available as sales aids! Call for ordering options!



ChimneySaver - Water Based, Multi-Purpose is an architectural grade product that meets all industry guidelines for selection of commercial water repellents for masonry, bonding with the minerals in concrete and masonry to provide long-lasting water repellency.



ChimneySaver - Solvent Based (V.O.C. Compliant) is a penetrating water repellent that contains a proprietary modified siloxane in a V.O.C. compliant solvent carrier. This formula penetrates masonry up to 1/4" or more, forming depending on surface porosity, and moisture content at the time of application.


ChimneySaver - Solvent Based (not V.O.C. Compliant) is a penetrating water repellent that contains a proprietary, modified silane/siloxane blend in a mineral spirits carrier.



The average coverage rate for most chimneys is about 125 square feet per gallon of ChimneySaver product. Based on this estimation, a 5 gal. pail of ChimneySaver treats roughly 2-5 chimneys, depending on the size and porousness of the masonry.

ChimneySaver - Water Based (6 gal., while supplies last)	\$199.92 750205A
ChimneySaver - Water Based (5 gal.)	\$204.16 750205
ChimneySaver - Water Based (30 gal. drum - no siphon pump)	\$1103.12 750230
ChimneySaver - Water Based, Stainblocker (1 gal.)	\$73.90 750118
ChimneySaver - Water Based, Multi-Purpose (5 gal.)	\$252.90 750305
ChimneySaver - Solvent Based (1 gal. - V.O.C. Compliant)	\$106.35 750105A
ChimneySaver - Solvent Based (5 gal. - not V.O.C. Compliant)	\$408.45 750863

CHIMNEY REPAIR



Crack & Joint Sealant is a unique, breathable, silicone elastomeric sealant for mortar joints used to repair exterior cracks and prevent leaks in mortar on chimneys, brick walls, and between concrete or stone masonry units. This brushable sealant can easily seal cracks up to 1/8" wide on mortar, and brick joints to provide waterproof protection. Crack & Joint Sealant can be combined with water based ChimneySaver products immediately after application, or solvent based ChimneySaver products after the application has completely dried. This product is available in 1/2 gallon containers, comes with a ten-year warranty, and includes two application brushes: 1" brush for vertical joints, and 4" brush for horizontal joints.

Chimney Masonry Patch is easily applied to broken or missing mortar joints in chimneys or cracks in steps, sills, sidewalks or foundations. It dries to a hard, tough, weather-resistant finish in a natural concrete color. In a few minutes, it skins over and cures in a day or more, depending on thickness of the patch.

Crack & Joint Sealant -
1/2 gal. Container

\$139.88
759002

Chimney Masonry Patch -
10.3 oz. Cartridge

\$10.58
742903

CROWN SAFE™

Clear Elastic Sealant

ONE-STEP PROCESS! NO PRIMERS NO PRE-COATS

- FIBERED FOR STRENGTH TO RESIST CRACKING & PEELING
- SUPERIOR ADHESION & CLEAR FINISH
- APPLIES IN EXTREME WEATHER CONDITIONS & TEMPERATURES
- REPAIRS SMALL CRACKS & ADHERES TO MANY DIFFERENT SURFACES



FLASHSEAL FLASHING & ROOF REPAIR



FlashSeal is a flexible, elastomeric sealant specially formulated for adhesion to asphalt shingles, aluminum flashing, brick, and other chimney and roofing materials. This product is a quick, and effective flashing repair system that stops leaks from faulty or deteriorated flashing around chimneys, stacks, skylights, and vents. For those faulty flashings that have been tarred, retarred, or

cracked - easily brush-on 1/8" of FlashSeal, place the reinforcement fabric over the base coat, then follow with an additional 1/8" top coat. FlashSeal is available in one gallon containers with choice of either black, brown, or white. One gallon of FlashSeal covers 28 linear feet, and includes a seven-year warranty when used as directed.

Before



After



FlashSeal - Black, 1 gal.

\$80.03
750103

FlashSeal - Brown, 1 gal.

\$77.57
750107

FlashSeal - White, 1 gal.

\$77.57
750106

Reinforcement Fabric - 6" x 150'

\$29.58
750104

COMBUSTION AIR VENTS

This Drescher Combustion Air Vent economically improves efficiency of your conventional fireplace by taking in cold air from outside your home, and creating the ultimate environment for combustion - just like a fireplace damper! In accordance with NFPA 211, the unique design allows this product to fit into your new or existing masonry fireplaces. When installing, access to the outside air is essential, and large fireplaces may require two vents. The Drescher Combustion Air Vent Louver (sold separately) measures 4", and is required to complete installation. For best results, please follow included instructions.



Drescher Combustion Air Vent

\$135.29
850901

Drescher Combustion Air Vent Louver - 4"

\$13.10
850902





GASKET CEMENT

Gasket Cement (2.7 oz.) withstands temperatures up to 2000° F. Use for metal to metal, or masonry to metal repairs.

	Purchase Quantity	
	1 - 11	12+
Gasket Cement - 2.7 oz.	\$7.12 743001	\$5.99 743001

SILICONE SEALANT

These sealants are high-performing, neutral cure silicones, offering excellent adhesion to most plastics, metals, and glass including top plates, storm collars, and more. It's fast curing, contains no solvents, and is non-corrosive. It does not shrink or harden.

	Purchase Quantity	
	1 - 11	12+
500° Black Silicone Sealant - 10.3 oz. cartridge	\$18.03 742001	\$14.45 742001
500° Clear Silicone Sealant - 10.3 oz. cartridge	\$18.03 742101	\$14.45 742101



600 Degree Hi-Heat Red Silicone Sealant forms a tough, rubbery seal and is rated for 600° F. This product has no harsh odor, making it the perfect choice for application in confined areas. This sealant is ideal for pellet vent, direct vent, gas and oil venting applications.

	Purchase Quantity	
	1 - 11	12+
600° Hi-Heat Red Silicone Sealant - 10.3 oz. cartridge	\$15.99 742907	\$15.48 742907

Use Seal It Right for direct vent appliances to create a gasket seal. It easily releases for cleaning and inspection, and withstands temperatures up to 800° F with no harsh odors.

	Purchase Quantity	
	1 - 11	12+
Seal It Right Sealant - Black Latex, 10.3 oz. cartridge	\$18.24 742910	\$16.24 742910



ACCESS & CLEANOUT DOORS

Lyemance Cast Aluminum Cleanout Doors are fully insulated and provide easy access to your masonry chimney for cleaning and inspections.



SIZE	ACCESS OPENING	MASONRY OPENING	OUTSIDE FRAME
8" x 8"	7 ⁵ / ₈ " x 7 ⁵ / ₈ "	8 ¹ / ₈ " x 8 ¹ / ₈ "	10 ¹ / ₂ " x 10 ¹ / ₂ "
8" x 12"	7 ⁷ / ₈ " x 12 ³ / ₈ "	7 ⁷ / ₈ " x 12 ³ / ₈ "	10 ⁷ / ₈ " x 15 ⁵ / ₁₆ "
12" x 12"	12" x 12"	12 ³ / ₈ " x 12 ³ / ₈ "	15 ⁵ / ₁₆ " x 15 ⁵ / ₁₆ "

Purchase Quantity

1 - 4 5+

Lyemance Cleanout Door - 8" x 8"	\$88.76 121388	\$71.00 121388
Lyemance Cleanout Door - 8" x 12"	\$122.89 121382	\$110.60 121382
Lyemance Cleanout Door - 12" x 12"	\$127.87 121322	\$106.13 121322

The Handy Man Masonry Cleanout Door is designed to be mortared into the chimney, and provides excellent access for cleaning, and inspections. Opening the door is easy, just lift up and out!

SIZE	ACCESS OPENING	MASONRY OPENING	OUTSIDE FRAME
Small	5" x 7"	7 ¹ / ₂ " x 10 ¹ / ₂ "	7 ¹ / ₂ " x 10 ¹ / ₂ "

Ahrens Handy Man Masonry Cleanout Door - Small \$48.53
760603



This Galvanized Steel Cleanout Door has a 7 1/4" x 7 1/4" opening, 11" x 11" outside dimensions, and is a serviceable cleanout door at an economical price. Great for easily cleaning your fireplace and chimney flue!

Purchase Quantity

1 - 5 6 - 11 12+

Galvanized Steel Cleanout Door	\$25.15 850488	\$22.50 850488	\$20.00 850488
---------------------------------------	-------------------	-------------------	-------------------

This cast iron Ash Dump Door is 4 1/2" x 9" and allows you to clean your fireplace and chimney flue with ease. These are an essential component for maintaining the health and function of your chimney.

Purchase Quantity

1 - 5 6 - 11 12+

Ash Dump Door - Cast Iron, 4 1/2" x 9" \$23.89
850349 \$21.50
850349 \$19.00
850349





HEARTH & FIREPLACE

186 - 213

FEATURED: MF FIRE WOOD BURNING STOVES 191

The Nova Stove by MF Fire is the Market leader. Simple and easy to use. Nova is designed to take the guess work and tinkering out of wood burning. Perfect for both the casual wood burner and lifelong burner.

186



SKAMOL PANELS

204



FIREPLACE SCREENS

210



UNIVERSAL THERMOMETERS

These panels are easy to install requiring only simple wood working tools. Add a sophisticated look to any hearth or fireplace.

This quality, pre-packaged Replacement Mesh offers excellent spark protection, and elegance for any fireplace.

The CleanBurn Universal Woodstove Thermometer can be used for inner and outer pipe readings, and is best used for stovepipes and stove tops!

SKAMOL PANELS



Skamol Panels are an attractive, factory-built, panel replacement option, that are easy to work with and feature a three-dimensional appearance. Check out the fireplaces (above) in which Skamol Panels have been installed.

Although some stove manufacturers are starting to use Skamol Panels, don't replace the existing stove firebrick unless approved by the wood stove manufacturer. **Skamol Panels are not to be used on the floor of wood burning fireplaces or under stoves. We recommend using Heat Stop refractory mortar (page 175) to build the floor of your firebox!**

Skamol Panels are free from asbestos, and are tested twice; once at the manufacturing plant under strict regulations, and once before they are shipped overseas. Because of the unique location that the materials are mined from, you won't find any panels exactly like these. They are easy to cut and handle making for quick, clean installations.

Brick Pattern Dimensions - 7 1/2" x 2 1/2"

Herringbone Pattern Dimensions - 6" x 1 1/2"

Product shipped by freight line, fees may apply.

Volume Discounts Available
35 panels | 70 panels (full pallet)

- Lightweight vermiculite
- Cut with standard woodworking tools
- Superior insulation capacity
- High mechanical strength
- Thermal shock resistance
- No ceramic fibers or dusting

Check out our Heat Stop refractory mortars on page 175 for options when building out the floor of your firebox!

	1" x 24" x 39 5/8"	1" x 39 1/4" x 49 5/8"	Purchase Quantity		
Brick		\$174.99 620102	1 - 34	35-69	70+
Herringbone	\$69.99 620101	- -	\$98.00 620100	\$88.20 620100	\$83.30 620100
Skamol Panel Brick 1" x 24" x 39 5/8"					

SKAMOL PANELS



Benefits of Skamol Panels

- A multitude of design possibilities
- High temperature resistance
- Low heat accumulation in lining materials
- Good thermal shock resistance
- High mechanical strength
- Good insulation capacity providing better combustion and cleaner waste gas
- No ceramic fibers
- Non-dusting surfaces, non-irritant, odorless
- **Using only ordinary wood working tools, Skamol Panels are very easy to fit & install**

Easy as 1-2-3!



1

Layout



Place & Trace



Ready to Cut

2

Cut for Custom Look & Fit



**Drilling
Sawing
Routing
& More!**



3

Install in Fireplace

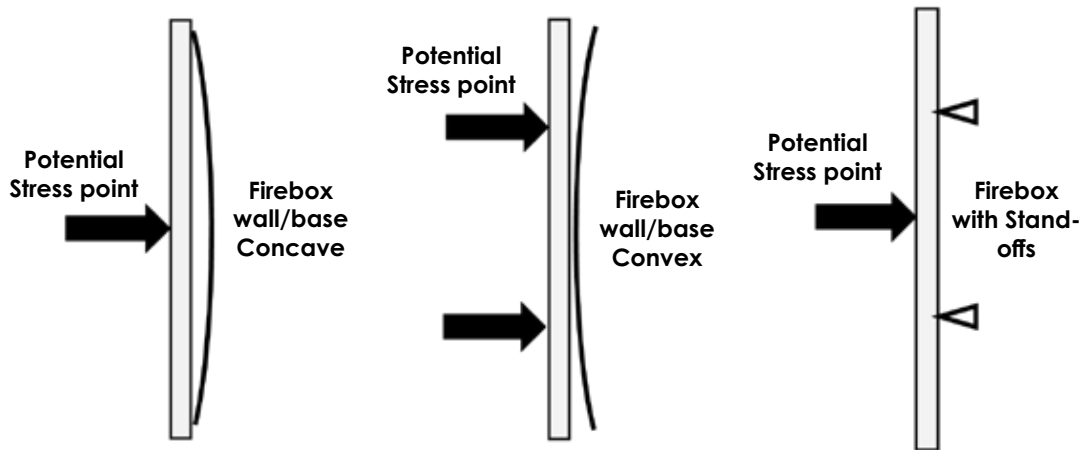


See Installation Tips on Next Page

Please note: Skamol panels were not used for firebox floor during this installation

SKAMOL PANELS - INSTALLATION TIPS

Before installing the refractory panels, inspect the firebox to ensure that all internal mounting surfaces are flat. Our panels cannot be installed when the mounting surfaces are concave, convex, or have any type of internal standoffs, causing future stress cracks.



Do not use screws or adhesive to fasten panels in place, use 'Z' clips, located at top of the panel.

Refractory panels must be allowed to expand and contract, due to their expansion. See below.

A rule of thumb when installing Skamol panels: Inside Dimension x 0.985 = Panel Dimension

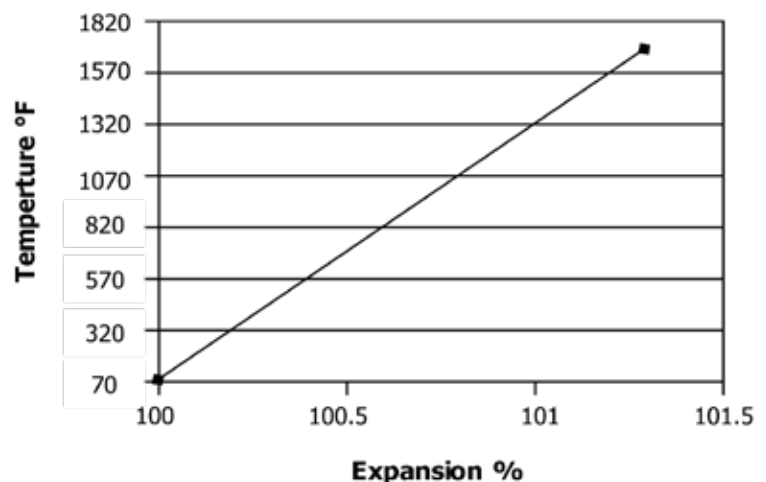
(Example: 30" ID = 30 x .985 = 29.55" panel size)

By applying this simple rule, you will allow up to 1.5% expansion ensuring the allotment of movement as well as adding a safety factor!

IMPORTANT NOTE:

Panels will expand and contract as temperatures inside the fireplace increase or decrease, making it important to incorporate a necessary allotment when installing new panels. The installation must take place in a way that allows refractory panels to freely expand and contract! This diagram describes panel expansion from ambient temperature 70° F to combustion temperatures reaching 1600° F. At 1600° F panels will expand 1 - 1.2%.

Thermal expansion of panels



SKAMOTEC 225



Skamol introduces an innovative, new method of building fireplace enclosures. SKAMOTEC 225, a non-combustible building board, simplifies the construction process by eliminating the need for steel or wood frame construction.

Product shipped by freight line, does not qualify for free shipping.

Discover the SKAMOTEC Advantage

- Fire protection: non-combustible
UL Classified: ASTM E136E
UL Listed: CAN/ULC-S114
- Excellent thermal protection
R-value = 3.57 | K-value = .28
- Withstand temperatures up to 1832° F
- Extremely lightweight:
50% lighter than other non-combustible board
- Simplifies the construction process to one building material
- Save time & labor costs
- Quick & easy to install with common woodworking tools
- Ease of application in applying finishing materials
- Non-toxic & landfill friendly

Board Size

Thickness x Width x Length (Weight): 1.5" x 48" x 80.31" (46.29 lb.)

1.5" x 48" x 80.31"

SKAMOTEC 225

\$165.38
620103



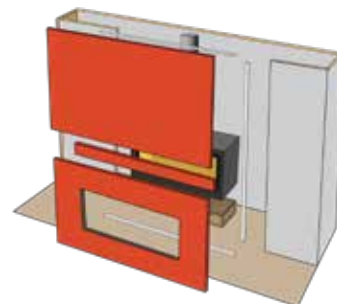
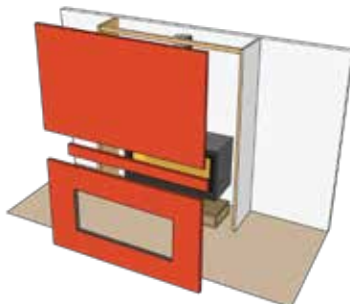
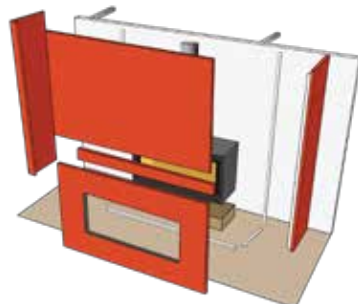
**SKAMOTEC Front Face
Flat Wall Installation**



**SKAMOTEC Front Face
Box Wall Installation**



**All SKAMOTEC
Box Wall Installation**



800.722.7230 | ONLINE ORDERING LINDEMANNSUPPLY.COM



Prices are subject to change. See our website for the most up to date pricing.

REFRACTORY PANELS

Refractory Panels are manufactured using high quality concrete. These Refractory Panels serve two main purposes:

- Refractory Panels reflect heat from the fireplace, back into the room
- Refractory Panels keep heat from penetrating into the firebox and causing damage

Most factory-built fireplace manufacturers require the replacement of Refractory Panels when cracks are the thickness of a dime. Replacement panels are

also necessary when the surface of the Refractory Panel has abraded more than 1/4".

Always use the following safety materials when cutting Refractory Panels because refractory dust can cause eye and lung irritation: **safety glasses, gloves, dust mask.**

Tier pricing only available when purchasing in quantities of 15 (full pallet).

Product shipped by freight line, does not qualify for free shipping.




When used according to manufacturer's instructions this product is accepted by the Chimney Safety Institute of America. For improved safety and home heating efficiency, CSIA recommends that all chimneys and vented appliances be inspected every year by a CSIA Certified Chimney Sweep® or CSIA Certified Dryer Exhaust Technician®. To find a CSIA credentialed professional in your area, please visit www.csia.org



PFP2434SB

Bricks measure 2" x 6 1/2"



PFP2442LB

Bricks measure 4" x 8"



PFP4224SB

Bricks measure 2" x 6 1/2"



PFP4224LB

Bricks measure 4" x 8"

	Purchase Quantity	
	1 - 14	15+
Small Brick - 1 1/8" x 24" x 34"	\$126.60 PFP2434SB	\$113.95 PFP2434SB
Small Brick - 1 1/8" x 42" x 24"	\$135.63 PFP4224SB	\$122.07 PFP4224SB
Large Brick - 1 1/8" x 24" x 42"	\$135.63 PFP2442LB	\$122.07 PFP2442LB
Large Brick - 1 1/8" x 42" x 24"	\$135.63 PFP4224LB	\$122.06 PFP4224LB

THE HIGHEST QUALITY WOOD BURNING STOVE ON THE MARKET

NOVA WOOD BURNING FREESTANDING STOVES



MF FIRE

Simple and Easy to Use Nova is designed to take the guess work and tinkering out of wood burning. Perfect for both the casual wood burner and lifelong burner, there is no longer a need to adjust burn settings. Just light a fire and an efficient, clean burn is delivered every time. Easy Hearth Mount Installations

Nova's top and rear vent capability sets it up for easy hearth mount installations. Adding a contemporary touch to a traditional look, allowing for true warmth of a wood stove while never compromising the beauty of your existing fireplace. Focus on the Fire!

Nova's viewing area mimics the size of the firebox allowing for an intimate experience every time. Up to 245 in² of glass showcases the beauty and warmth that a wood fire brings.

Accessories Available – Call for details!

- Ash Pans
- Ash Lips
- Make Up Air Kits
- Reduced Clearance Kits

Product shipped by freight line, fees may apply.



Nova Freestanding Stove

- Stove Dimensions: 24"H x 22.5"W x 18.5"D
- Log Size 18"
- Firebox: 1.7 ft³ | 315 lbs.
- Heating Capacity: up to 1,500 ft²
- Max. Heat Output: 50,000 BTU/hr
- Max. Efficiency: 79%
- EPA Emissions: 1.9 G/hr
- Glass Dimensions: 12.25"H x 14.25"W
- Top/Rear Vent Convertible
- 15+ Hour No Match Restart

Nova 2 Freestanding Stove

- Stove Dimensions: 26.5"H x 27"W x 18.5"D
- Log Size 22"
- Firebox: 2.4 ft³ | 405 lbs.
- Heating Capacity: up to 2,500 ft²
- Max. Heat Output: 75,000 BTU/hr
- Max. Efficiency: 81%
- EPA Emissions: 1.9 G/hr
- Glass Dimensions: 13.75"H x 17.75"W
- Top/Rear Vent Convertible
- 17+ Hour No Match Restart

Nova Wood Burning Freestanding Stoves

Nova Freestanding Wood Stove	\$2,263.97 820211
Nova 2 Freestanding Wood Stove	\$2,543.97 820311

Blower (Optional) & Leg Kits (Required) Sold Separately!

Nova Freestanding Stove - 3" Leg Kit	\$45.33 820030
Nova Freestanding Stove - 6" Leg Kit	\$98.28 820060
Nova Freestanding Stove - 9" Leg Kit	\$135.97 820090
Nova Series Freestanding Blower Fan (125 CFM)	\$279.30 820220



NOVA WOOD BURNING STOVE BENCHES

Nova Bench offers a new and unique setting to view the large, beautiful fires that the Nova Series has been built on. Compatible for both the Nova and Nova 2, our bench provides an elevated viewing area, allowing for easier reloading, with ample storage space below. The sleekness and simplicity of operation is the latest example of Nova Series' versatility.

Accessories Available – Call for details!

- Ash Pans
- Ash Lips
- Make Up Air Kits
- Reduced Clearance Kits

Product shipped by freight line, fees may apply.

Nova Bench

- Overall Bench Dimensions: 39.5"H x 48"W x 18.5"D
- Stove Dimensions: 21" H x 22.5"W x 18.5"D
- Firebox: 1.7 ft³
- Log Size: 18"
- See Page 191 For Additional Stove Details



Nova 2 Bench

- Overall Bench Dimensions: 42"H x 48"W x 18.5"D
- Stove Dimensions: 23.5"H x 27"W x 18.5"D
- Firebox: 2.4 ft³
- Log Size: 22"
- See Page 191 For Additional Stove Details

Nova Wood Burning Stove Benches

Includes: (1) Nova Series Stove & (1) Nova Series Bench

Nova Series Bench & Tower Blower (125 CFM)

\$279.30
820230

Blower (Optional) Sold Separately!

NOVA WOOD BURNING STOVE INSERTS

Nova Insert brings the perfect modern design with the performance that Nova has been built on. With its large viewing area and minimal trim its easy to focus on the beauty of the fire. Still designed to take the guess work and tinkering out of wood burning. There is no longer a need to adjust burn settings. Just light a fire and an efficient, clean burn is delivered every time.

Accessories Available – Call for details!

- Make Up Air Kits
- Reduced Clearance Kits

Product shipped by freight line, fees may apply.



MF FIRE



Nova Insert

- Minimum Fireplace Dimensions: 25" H x 30" W x 16" D
- Trim Kit: 29" H x 40" W
- Firebox: 1.7 ft³
- Log Size: 18"
- **See Page 191 For Additional Stove Details**

Nova 2 Insert

- Minimum Fireplace Dimensions: 28" H x 33" W x 16" D
- Trim Kit: 32" H x 44" W
- Firebox: 2.4 ft³
- Log Size: 22"
- **See Page 191 For Additional Stove Details**

Nova Wood Burning Stove Inserts

Includes: (1) Nova Series Stove & (1) Nova Series Insert Kit

Nova Wood Stove Insert	\$2,519.30 825211
Nova 2 Wood Stove Insert	\$2,799.30 825311

Insert Kit Includes:

- Nova Insert Frame
- Thermometer
- T-Bar Handle
- Blower Duct Assembly (2 pieces)
- Surround Panel (Satin Black ONLY)
- Bypass Pull Rod
- Insert Bypass Handle
- Nova Insert Blower (105 CFM)

ALL FOR YOUR SUCCESS

FUELED by our vision, and uncompromising **INTEGRITY**, we provide **RELIABLE** service, support and sustainability **EMPOWERING** our team to positively impact the world.





NOVA WOOD BURNING STOVE TOWERS

Nova Tower is the natural evolution of Nova. Designed to take the guess work and tinkering out of wood burning while offering easier loading and built-in storage. Making it perfect for both the casual wood burner and lifelong burner, there is no longer a need to adjust burn settings. Just light a fire and an efficient, clean burn is delivered every time.

Accessories Available – Call for details!

- Make Up Air Kits
- Reduced Clearance Kits

Product shipped by freight line, fees may apply.

Nova Tower

- Overall Dimensions: 43" H x 22.5" W x 18.5" D
- Storage: 4+ Wood Loads
- Firebox: 1.7 ft³
- Log Size: 18"
- **See Page 191 For Additional Stove Details**

Nova 2 Tower

- Overall Dimensions: 45.5" H x 27" W x 18.5" D
- Storage: 5+ Wood Loads
- Firebox: 2.4 ft³
- Log Size: 22"
- **See Page 191 For Additional Stove Details**



Nova Tower Stove - 6" Leg Kit

\$98.28
827006

Nova Series Bench Tower Blower (125 CFM)

\$279.30
820230

PETERSON GAS LOG SYSTEMS

1

Choose Your Gas Logs



Peterson Gas Logs are designed using real wood samples to meticulously recreate the intricate bark detail, and natural coloration, of deeply charred wood. Superior refractory ceramics ensure the logs retain their strength at high temperatures, and steel rods inserted in each log provide maximum reinforcement.

Burner systems & pilot kits sold separately

- Burns efficiently while protecting natural resources and reducing pollution
- High definition bark and natural colors for an authentic wood look
- Radiant heat while in operation and after set has been turned off
- Accessories available to enhance the look of your hearth

24" Charred Majestic Oak Gas Logs

\$544.82
822001

18" Charred American Oak Gas Logs

\$436.70
822002

24" Charred American Oak Gas Logs

\$469.42
822003

30" Charred American Oak Gas Logs

\$603.78
822004

18" Charred Oak Gas Logs

\$328.16
822005

24" Charred Oak Gas Logs

\$401.91
822006

30" Charred Oak Gas Logs

\$495.64
822007

2

Choose Your Burner System



The Triple T Burner System is a versatile, high BTU capacity, gas log pan that is designed to accentuate the front flame, and ember bed of a gas log set. They are compatible with most RealFyre log styles and control options, and are ANSI standard certified. Available in 16" - 60"

(ANSI certified up to 36"), and natural or propane gas options. The Triple T Burner System is also available in see-thru, peninsula, island fireplace, or stainless steel models.

Gas Logs Sold Separately.

18"/20" Triple T Burner System Vented

\$313.32
822012

24" Triple T Burner System Vented

\$328.37
822013

30" Triple T Burner System Vented

\$371.53
822014



GAS LOG SYSTEMS

3 Choose Your Pilot Kit



EPK - Electronic Pilot Kit



APK - Automatic Pilot Kit

These automatic remote pilot kits come with a variety of options.

The EPK-1 features flame sensing pilot activation and no standing pilot. It comes available with remote control or manual options.

The APK-17 low profile valve system maximizes flame presentation and allows adjustment of flame height with remote control.

The APK-11 includes a heat shield and is operated by on/off switch and/or remote control.

The APK-15 allows adjustment of flame height and heat output with a remote control, and includes a heat shield and decorative wood chunk.

Each pilot kit comes standard with either a RR-1A remote (EPK-1, APK-11) or VR-1A remote (APK-17, APK-15).

EPK-1 <i>Electronic Pilot Kit</i>	\$545.35 822008
APK-17 <i>Automatic Pilot Kit</i>	\$393.00 822009
APK-15 <i>Automatic Pilot Kit</i>	\$497.11 822010
APK-11 <i>Automatic Pilot Kit</i>	\$496.32 822011

4 Select Accessories



Additional colors available,
call for pricing!

Create a cozy and elegant environment in your home with the addition of these gas log accessories. Fire Glass shines radiantly and creates a brilliant reflection off its multi-faceted surfaces. It is fully tempered and tested up to 1200° F. These granules and embers further enhance your hearth by accentuating it's authenticity.

Copper Reflective Fire Glass - 10 lbs.	\$92.03 822015
Midnight Black Reflective Fire Glass - 10 lbs.	\$47.59 822016

Vermiculite Granules - 1.5 lbs. \$24.91
822017

Lava Fire Granules - 10 lbs. \$32.00
822018

Ember Glow Bag - 6 oz. \$22.59
822019



Vermiculite Granules



Lava Fire Granules



Ember Glow Bag

GAS LOG SYSTEMS

4 Select Accessories (cont.)

Maintain the fresh, bright look of your gas log fireplace all season long with CleanBurn™ Silica Sand. Replacing the sand is as easy as removing the old sand from the burner pan and pouring CleanBurn™ sand back in!

Available in either 12 lb. or 50 lb. buckets and made in the U.S.A.

	12 lb.	50 lb.
CleanBurn™ Silica Sand	\$20.50 720505	\$51.54 720506



These WhisperFlex and Standard Gas Connectors are durable, corrosion-resistant, stainless steel, and are configured with pipe threaded fittings for installation. They come with a durable, pre-applied, high-temperature black coating. These gas connectors are designed to provide low-visibility after installation, and engineered for high BTU applications.

The WhisperFlex connectors are built with noise disrupters to provide silent gas flow in high volume gas applications. Designed with safety in mind, these CSIA approved gas connectors are commonly used for the installation of home appliances such as gas log sets, space heaters, fireplaces, and free-standing fireplaces.

	24"
WhisperFlex Gas Connector	\$19.05 481024

These gas connector adapters are constructed of zinc plated carbon steel. They are approved and certified by the CSIA for use with natural, manufactured, mixed liquefied petroleum gases, and liquid propane gas-air mixtures.

	3/8"
Gas Connector Adapter - OD Flare x 1/2" FIP	\$6.70 489010



GAS LOG SYSTEMS

4 Select Accessories (cont.)

The Universal Log Lighter allows a single log lighter to be easily converted, in just minutes, for either a straight or 90° angled installation. The log lighter is 21" long, with a 4" mixer, and 17" pipe.



	Natural Gas	Liquid Propane
Universal Log Lighter - Carded	\$28.19 850602	\$28.19 850602LP



These Ball Valves turn a quarter-turn from the "On" to the "Off" position, regulating gas flow into your fireplace. Available in either Straight or Angled styles for 1/2" and 3/4" gas pipe sizes.

	Straight - 1/2"	Angle - 1/2"	Angle - 3/4"
Ball Valve - 1/4 turn	\$17.47 850301	\$17.47 850501	\$21.17 850701

These Universal Gas Valve Keys are available in brass and chrome finishes, and are designed to fit both 1/4" and 5/16" gas valve stems on our Straight and Angled Turn Ball Valves. The 3" and 8" stem lengths are carded; the 12" stem length is not carded.



	3"	8"	12"
Universal Gas Valve Key - Polished Brass	\$6.49 850604	\$9.31 850606	\$12.89 850618
Universal Gas Valve Key - Polished Chrome	\$6.49 850605	\$9.31 850607	\$12.89 850612

GAS LOG SYSTEMS

4 Select Accessories (cont.)



These floor plates are used to stylishly install the Universal Gas Keys, and are available in Brass and Chrome finish. They can be installed on the outside wall of the fireplace or floor. The face plate is 2 1/8" wide, shaft length 2 1/16" long, and shaft width of 1" OD.

	Brass	Chrome
Floor Plates	\$7.83 850620	\$7.83 850621

This Universal Mixer is used for igniting wood burning or artificial log gas fireplaces. The air gas mixing chamber eliminates costly gas waste.

	Natural Gas	Liquid Propane
Universal Mixer	\$16.69 850615	\$16.69 850616



These 3/8" diameter NPT Burner Pipes are designed for gas fireplaces, and are made from low-carbon steel.

	12"	17"	24"	30"	36"
Burner Pipes - 3/8"	\$8.62 850609	\$9.62 850617	\$16.46 850610	\$18.93 850611	\$24.29 850613

The HearthMaster T-Shape Log Lighter Bar comes with 16 flame outlets, 8 per side. Requires an angled valve - sold separately.


	Purchase Quantity	
	1 - 11	12+
HearthMaster T-Shape Log Lighter Bar	\$60.49 850601	\$48.49 850601



GRATES

We have three styles of fireplace grates: Cast-Iron, Steel Bar, and Self-Feeding. Our Cast-Iron Grate is in one piece and has a basket design. The Steel Bar Grate is made of $\frac{5}{8}$ " welded steel bar stock. The Self-Feeding Grate has a sloped design that encourages the logs to move to the center as they burn, is made of cast-iron, and won't warp or burn out.

17" Cast-Iron Grate (17" Front x 12" Depth x 12 ½" Back)	\$94.99 850218
22" Cast-Iron Grate (22" Front x 12" Depth x 18 ½" Back)	\$104.49 850223
27" Cast-Iron Grate (27" Front x 12" Depth x 22" Back)	\$113.99 850226



18" Steel Bar Grate (18" Front x 12" Depth x 16" Back, $\frac{5}{8}$ " Bar Stock)	\$54.95 850216
24" Steel Bar Grate (24" Front x 12" Depth x 20" Back, $\frac{5}{8}$ " Bar Stock)	\$65.55 850222
27" Steel Bar Grate (27" Front x 12" Depth x 23" Back, $\frac{5}{8}$ " Bar Stock)	\$79.09 850228

18" Self-Feeding Grate (18" Front x 12" Depth x 14" Back)	\$113.99 850219
22" Self-Feeding Grate (22 ½" Front x 16" Depth x 18" Back)	\$137.74 850220
30" Self-Feeding Grate (30" Front x 16" Depth x 26" Back)	\$178.46 850221



CROWN SAFE™ Clear Elastic Sealant

ONE-STEP PROCESS! NO PRIMERS NO PRE-COATS



ORDERING GLASS DOORS

Golden Blount

1 Find Your Model

Select your fireplace's width and height to find your model number

Model	Width	Height	Overall Size
3223	26" - 31"	20" - 23 ½"	32 ¾" x 23 ⅞"
3227	26" - 31"	23 ½" - 27"	32 ¾" x 27 ⅞"
3230	26" - 31"	26 ½" - 30"	32 ¾" x 30 ⅞"
3723	31" - 36"	20" - 23 ½"	37 ¾" x 23 ⅞"
3727	31" - 36"	23 ½" - 27"	37 ¾" x 27 ⅞"
3730	31" - 36"	26 ½" - 30"	37 ¾" x 30 ⅞"
3733	31" - 36"	29 ½" - 33"	37 ¾" x 33 ⅞"
4123	35 ½" - 40 ½"	20" - 23 ½"	41 ½" x 23 ⅞"
4127	35 ½" - 40 ½"	23 ½" - 27"	41 ½" x 27 ⅞"
4130	35 ½" - 40 ½"	26 ½" - 30"	41 ½" x 30 ⅞"
4133	35 ½" - 40 ½"	29 ½" - 33"	41 ½" x 33 ⅞"
4623	40 ½" - 45 ½"	20" - 23 ½"	46 ½" x 23 ⅞"
4627	40 ½" - 45 ½"	23 ½" - 27"	46 ½" x 27 ⅞"
4630	40 ½" - 45 ½"	26 ½" - 30"	46 ½" x 30 ⅞"
4633	40 ½" - 45 ½"	29 ½" - 33"	46 ½" x 33 ⅞"
5127	45 ½" - 50 ½"	23 ½" - 27"	51 ½" x 27 ⅞"
5130	45 ½" - 50 ½"	26 ½" - 30"	51 ½" x 30 ⅞"
5133	45 ½" - 50 ½"	29 ½" - 33"	51 ½" x 33 ⅞"

2 Choose Your Style



Filigree Smoked or Clear Glass

Traditional "Filigree" Style with ¼" Tempered glass (smoked or clear glass). These doors are available in a range of finishes and sizes.



Clean Face Smoked or Clear Glass

Contemporary "Clean Face" Style with ¼" Tempered glass (smoked or clear glass). These doors are available in a range of finishes and sizes.

ORDERING GLASS DOORS

3 Choose Finish

AP

AC

TB

BS

BL

CH

RI

OB



Finish options from left to right: Antique Pewter (AP), Antique Copper (AC), Textured Black (TB), Brushed Steel (BS), Black (BL), Charcoal (CH), Rusted Iron (RI), and Oiled Bronze (OB).

4 Choose Door Type



Bi-Fold Doors

OR



Fold-Back Doors

5 Choose Handle Style

Traditional



OR

Contemporary



6 Order Your Glass Doors

These beautiful Golden Blount Glass Doors are available in a wide variety of finishes, and provide customizable options at a reasonable price. These doors feature 1/4" tempered glass, cool-touch

handles, heavy-duty, 16 gauge hinges, and a variety of selectable features. Screens are provided with each custom door.

**Custom doors are drop-shipped direct from manufacturer, and do not qualify for free shipping.
No returns on custom ordered items.**

3223	3227	3230	3723	3727	3730	3733	4123	4127
\$698.51 893223	\$698.51 893227	\$698.51 893230	\$698.51 893723	\$698.51 893727	\$698.51 893730	\$698.51 893733	\$698.51 894123	\$698.51 894127
4130	4133	4623	4627	4630*	4633*	5127*	5130*	5133*
\$698.51 894130	\$698.51 894133	\$698.51 894623	\$698.51 894627	\$698.51 894630	\$698.51 894633	\$698.51 895127	\$698.51 895130	\$698.51 895133

*ships freight line

	1"	2"	3"
Riser Bar	\$93.81 895134	\$92.65 895135	\$89.74 895136



Call For More Information!

ADJUSTABLE FIREPLACE VALANCE KIT

These Adjustable Fireplace Valance Kits from Cascade Coils are available in a variety of standard and powder coated finishes, and adjust easily for fireplaces measuring 30.5" - 48" wide. If your customer is looking for a more customized screen panel to complete the look of their fireplace, we also offer replacement mesh panels, fully custom mesh panels, and wands or batons.

Installation Tapcons Included!
Special Powder Coat Finishes Available!

Adjustable Fireplace Valance Kit

\$78.97
791000

FIREPLACE SCREENS

This quality, pre-packaged Replacement Mesh from Cascade Coils offers excellent spark protection, and elegance for any fireplace. This mesh comes packed in plastic bags with cardboard headers.

- Available in Pairs [2]
- 1/4" (19 gauge) or 3/16" (19.5 gauge)
- Options
- Black Steel Standard
- 24" Wide
- Includes Rings & Black Coil Tassel Pulls



Custom Fireplace Screens Are Available!
Call For Details!

	16"	17"	18"	19"	20"	21"	22"	23"	24"	25"	26"	27"
1/4" Mesh (Set of 2, 24")	\$56.25 791001	\$56.25 791002	\$56.25 791003	\$56.25 791004	\$56.25 791005	\$56.25 791006	\$56.25 791007	\$56.25 791008	\$56.25 791009	\$56.25 791010	\$56.25 791011	\$56.25 791012
3/16" Mesh (Set of 2, 24")	\$82.71 791013	\$82.71 791014	\$82.71 791015	\$82.71 791016	\$82.71 791017	\$82.71 791018	\$82.71 791019	\$82.71 791020	\$82.71 791021	\$82.71 791022	\$82.71 791023	\$82.71 791024

Add Approximately 1/2" Height to Include the Rings! Custom Options Available, Call for Pricing.

SMOKE GUARDS

These black and brass Smoke Guards reduce the fireplace opening and improve draft, easily correcting any smoke spillage problems. This product is easily installed, and features heavy, 26 gauge, tempered stainless steel springs to allow adjustments for fireplace openings from 28.5" - 48" wide.



	4" Black	4" Brass	6" Black	8" Black
Smoke Guard	\$66.49 850101	\$84.80 850102	\$71.24 850103	\$75.99 850104



800.722.7230 | ONLINE ORDERING LINDEMANNSUPPLY.COM



Prices are subject to change. See our website for the most up to date pricing.



FIREBACKS

The stainless steel Radiant Fireback protects the back wall of the fireplace while reflecting heat back into the room. They are easy to install, light-weight, and can be purchased for a fraction of the price of a conventional, cast-iron fireback. The Radiant Fireback comes with slotted legs that allow you to adjust to three angles; 65°, 75° and 90°. The support legs are 1" high, 2 3/8" wide, and 11" long. Constructed of 14-gauge, 304 stainless steel, our fireback weighs in at about one sixth the weight of a cast-iron fireback.

	15" x 15"	16" x 18"	20" x 20"	24" x 24"	27" x 27"
Fireback - Stainless Steel	\$62.67 151515U	\$80.74 151618U	\$99.74 152020U	\$118.74 152424U	\$155.94 152727U

This 14-gauge, stainless steel fireback is painted black, and protects the structural integrity of the firebox by shielding masonry from 1/3 of the heat that would otherwise cause deterioration. Energy output is also increased by reflecting more heat and light back into the room. Stainless steel construction results in a lighter weight and less expensive fireback. The slotted base allows for adjustable installation (65° - 90°).

Paint will burn off with use.



	15" x 15"	16" x 18"	20" x 20"	24" x 24"	27" x 27"
Fireback - Painted Black	\$66.49 151515	\$85.49 151618	\$109.24 152020	\$137.74 152424	\$156.74 152727



STOVE BOARDS

Stove Boards are necessary for floor protection with wood stoves and many other types of hearth appliances. These lightweight stove boards are UL listed, easy to maneuver, and can also be used as UL listed wall protection boards when the wall spacer kit is used.

We offer Gray Slate and Slate tile stove board, only available in size 36" x 36". Call for details!

Additional shipping fees may apply.

	36" x 36"	36" x 48"	36" x 52"	48" x 48"
Black Stove Board	\$108.11 153033	\$141.77 153034	\$170.48 153035	\$202.84 153036

HEARTH EXTENSIONS & SPACERS



This 18" x 48" Black Hearth Extension is approximately 1" thick and very rigid. It protects floors from intense heat, hot coals, ashes, and soot that wood and coal stoves can produce.

Black Hearth Extension

\$68.70
153014

This Wall Spacer Kit keeps walls safe from hot wood or coal stoves. These pre-drilled, ceramic spacers create an insulative air space between heat shields and walls. This kit includes (10) 1" ceramic spacers, (10) 2 1/2" black oxide screws, 10 wall anchors (will need 1/4" hole drilled), and mounting instructions.

Wall Spacer Kit

\$17.09
153002



FIREPLACE CLEANING TOOLS



This Black Steel Hod

is designed with an extra strong, corrugated body able to hold about three gallons of ash, and measures 12" W x 10" H x 10" D.

The Black Ash Container & Shovel Set holds six gallons of ash with its double bottom, and bail with wood handle - maximizing safety! The container measures 14" H x 14 3/4" D, with an 18" long shovel.



Black Steel Hod

\$44.45
609002

Black Ash Container & Shovel Set

\$87.00
609003

THERMOMETERS, SUPPRESSORS & SMOKE DETECTORS



The CleanBurn™ Universal Woodstove Thermometer is optimal for stovepipes and stove tops! Use it for inner and outer readings with easy "place & go" setup. Just place the magnetic thermometer 12" - 18" above the stovepipe or the hottest spot of the top to ensure you're

burning at optimal levels whenever your stove is in use. Check the top ring for the stove top and the middle ring for the stovepipe. A simple three-sectional gauge of "Too Cool", "Optimal", and "Too Hot" helps you quickly adjust to the best range and temperature.

CleanBurn™ Universal Woodstove Thermometer

\$9.99
610165



FireEx Chimney Fire Suppressor helps smother flames quickly during a chimney fire. Just toss the whole bag into the fire, and it will immediately begin controlling the flames until the fire department arrives.

FireEx Chimney Fire Suppressor

\$28.99
563110



When chimney damage is suspected but you can't pinpoint the source, use Smoke Pellets for testing. They are easy to light, have a neutral odor, and are encapsulated for easy handling and clean-up. These pellets come in a box of ten.

Superior Smoke Pellets (Box of 10)

\$29.64
610599

THE MAJORITY OF CHIMNEY FIRES GO UNDETECTED

Slow-burning chimney fires don't get enough air or have fuel to be dramatic or visible and they often go undetected until a later chimney inspection. However, the temperatures they reach are very high and can cause just as much damage to the chimney structure and nearby combustible parts of the house as faster burning chimney fires.





STOVE PAINT

CleanBurn™ High Temperature Stove Paint is rated at a 1200°F heat resistance. Refinish your stove pipes with a clean, flat finish that has strong durability. CleanBurn™ High Temperature Stove Paint can be used for applications like repainting your firebox,

wood stove pipes, pellet vents, and exhaust manifolds. Paint works best when applied to a clean surface and can be applied directly.

Case Quantity for CleanBurn Paint: 6

CleanBurn™ High Temperature Stove Paint - 12 oz. spray can
Flat Black

Purchase Quantity

1 - 5 6+

\$15.15 \$12.89
610203 610203

STOVE BRIGHT PAINT

Stove Bright paint withstands temperatures up to 1200° F. It dries fast, holds its color, and is easy to apply. Use the prep prior to using one of Stove Bright's available colors. Ideal for wood, pellet, and gas stoves as well as stove pipes, engines, engine manifolds, and many other metal surfaces that are subject to high temperatures.

Stove Bright Spray Paint available in 12 oz. spray cans and case quantities of 12.

Use Stove Bright Paint Prep before applying any of these colors!



	Purchase Quantity	
	1 - 11	12+
Flat Black	\$13.22 406304	\$10.10 406304
Metallic Black	\$14.09 406309	\$10.70 406309
Satin Black	\$14.24 406990	\$10.69 406990
Paint Prep	\$14.33 401801	—

Charcoal	Metallic Brown	Golden Fire Brown	Mojave Red	Pewter	Sunset	Surf Sand
\$17.24 406201	\$17.24 406159	\$17.24 406230	\$17.24 406319	\$15.50 406321	\$15.50 406324	\$17.24 406325



STOVE & GRILL PAINT

Stove & Grill Paint offers protection to stoves operating at very high temperatures (1400°F). Most paints will crack, peel, and otherwise deteriorate very quickly on the surface of a hot appliance. This paint offers you an alternative that allows you

to paint your stove in the style that you'd like, and in a way that can stand up to harsh treatment. It not only improves the look of your stove, but also enhances the life of the stove by preventing rust, wear, and weathering.

Stove & Grill Paint - Flat Black, - 12 oz. spray can

Purchase Quantity

1 - 11 12+

\$17.19 \$10.70
742904 742904

GASKET REPAIR



Stove gasket replacement is a great way to make a little extra money while helping your customer. Old or damaged gaskets allow excess air into the stove affecting the efficiency and quality of the burn. This quality, graphite impregnated, black fiberglass gasket fits most air-tight wood stoves and fireplace inserts. The black color blends in and doesn't gum up as easily as untreated gaskets. These Rope Gaskets come in a variety of widths, and are all available in 7' lengths.

Rope Gasket – 3/8"	\$12.28 743038
Rope Gasket – 1/2"	\$12.00 743012
Rope Gasket – 5/8"	\$13.41 743058
Rope Gasket – 3/4"	\$15.81 743034
Flat Gasket – 5/8" x 1/8"	\$ 8.91 743158



These 54" long Wood Stove Window Gaskets are made with graphite fiberglass, and act as stove window tape. They feature a sticky, self-adhesive, "U" shaped channel that the glass of the stove sits in. This sticky side adheres to the glass until you place the glass back into the stove and their black color hides them from view.



Wood Stove Window Gasket – 11/16" x 3/16"	\$11.76 743016
Wood Stove Window Gasket – 13/16" x 1/8"	\$11.85 743036

Gasket Cement (2.7 oz.) withstands temperatures up to 2000° F. Use for metal to metal or masonry to metal repairs.

Purchase Quantity		
1 - 11	\$9.23 743001	\$7.23 743001

Gasket Cement - .7 oz.

This Fiberglass Insulation has pressure sensitive, adhesive, peel off backing that applies to the back of fireplace insert flanges to seal space.



Purchase Quantity		
1 - 5	\$22.06 742002	\$20.06 742002

Fiberglass Insulation – 1.5" x 10'



CLEANBURN™ FIREPLACE & STOVE DEODORANT

CleanBurn™ Fireplace & Stove Deodorant effectively absorbs and eliminates odors in chimneys, stoves, and fireplaces. Just raise the wick and set it in the firebox for a fresh scent that lasts about 30 - 90 days. Available in 1.5 ounce bottles in either Lemon or Natural scent.

Case Quantity: 12

	Purchase Quantity	
	1 - 11	12+
CleanBurn Deodorant - Lemon 1.5 oz bottle	\$5.89 610169L	\$4.69 610169L
CleanBurn Deodorant - Natural 1.5 oz bottle	\$5.89 610169	\$4.69 610169

FIRESTARTERS

Safe Lite Fire Lighter Squares (Box of 24) light quickly and easily, even when wet, and burn for 8 - 10 minutes. Suitable for charcoal grills, fireplaces, stoves, and campfires, these compressed wood and wax based squares contain recycled wood and paper fiber.

Safe Lite Fire Lighter Squares

\$7.47
742902



Gel Flame Liquid Kindling Firestarter is for pellet stoves, fireplaces, and cookouts. It is odor free, smokeless, and will not flavor food.

Purchase Quantity

	1 - 11	12+
Gel Flame Liquid Kindling Firestarter	\$12.87 743004	\$6.39 743004

The Timburn Chimney Firestarter Pack includes a reusable Kindl-Stone ceramic lighting stone, and lights. It lights without kindling or risk of flare-ups as with traditional lighter fluids. This kit releases a natural additive to help treat and prevent dangerous creosote deposits that can lead to chimney fires. The kit has 25 lights per 32 oz. bottle, and is made in the U.S.A.

Case Quantity: 12



Timburn Firestarter Kit, Chimney Pack

(Includes Kindl-Stone, mixing/storage container and 32 oz.. bottle of firestarter)

\$29.19
190011





SALES & MARKETING

211 - 212

FEATURED: LINDEMANN U

Lindemann U events provide an intimate and high powered opportunity for dynamic, growth minded, business owners. Dedicate some off-site time with us to focus on bringing your business to the next level! Contact us today for more information!



SALES & MARKETING SUPPORT







Providing friendly, and professional customer service at all times is a crucial aspect of a successful Chimney Service Company! Nothing shows professionalism like an informed, and detailed delivery of product information that can be easily presented to your customer.

The In-Home Sales Package contains the same literature that we equip our professional technicians with each time they visit a customer's house, to increase their likelihood of selling jobs on the spot! These On the Spot Sales are critical, and there are many steps that can be taken to help improve this aspect of your business strategy.

Remember, you should always try to get something signed while at the customers house. Using the In-Home Sales Package when pitching repairs to your customer will help increase your chances of a signed proposal.

In-Home Sales Package

\$99.99
IGR102



Information Sheet	Generic	Custom
Furnace Flue Liners (Pack of 25)	\$44.99 IGR501	\$54.99 IGR502
Gas Burning Fireplaces (Pack of 25)	\$44.99 IGR601	\$54.99 IGR602
Glazed Creosote (Pack of 25)	\$44.99 IGR701	\$54.99 IGR702
Smoke Chambers (Pack of 25)	\$44.99 IGR801	\$54.99 IGR802
Wood Burning Fireplaces (Pack of 25)	\$44.99 IGR901	\$54.99 IGR902

Show off your company's professionalism using these Service Fact Sheets to provide an informed, and detailed explanation of services you can provide to your customer. Easily and clearly present the facts about Wood Burning Fireplaces, Furnace Flue Liners, Smoke Chambers, Glazed Creosote, and Gas Burning Fireplaces to your customers! These fact sheets are elegant, and professional 8" x 10" glossy finished fliers. Available with generic or custom branding.

GENERIC & BRANDED SUPPLIES



11 x 17, gloss paper, two-sided folded chimney lining brochure. Customization includes updated branding for your logo, contact information, and business "about" section.

	Generic	Custom Branded
Liner Brochures (Pack of 100)	\$108.99 IGR301	\$159.99 IGR302

Two-part carbonless inspection form, printed black and white. Customization includes updated branding for your logo and contact information.

	Generic
Inspection Forms (Pack of 100)	\$49.99 IGR201
	Custom Branded
Inspection Forms (Pack of 250)	\$179.99 IGR202

SWEEP DOLLS

Customers love these 1½" Plastic Sweep Figurines. Differentiate your company from your competitors. You aren't just competing with other chimney companies, but you are competing with all service companies for business. By spending a little extra time with your customer, listening to their concerns, and leaving them a little extra something, like a Chimney Sweep Doll, you will set yourself apart as a distinguished business.



Actual Size of Plastic Sweep Figurines is 1½".

	100 Pack
Small Plastic Sweep Doll	\$37.00 501151

ORDERING TERMS & CONDITIONS

Free Shipping:

- We offer free shipping on orders over \$399.00 for qualified customers, available in the continental United States only. Shipping fees will apply for all orders that do not meet the \$399.00 minimum.
- Some products listed in our catalog or website may not qualify for free shipping. All shipping considerations are subject to change without notice.
- Shipping fees may apply to larger products. Freight accessorial fees may also apply, to include: Residential, Lift Gate, Overlength, Notification, and Special Shipping Instruction fees.
- Contact our customer solutions team for more information on our free shipping program.

Special Orders & Ovalizing:

- Products that qualify as "special", "made to order", or "custom" are items that ship directly from the manufacturer, and are not readily available in our warehouses. Not all products listed in our catalog are readily available in our warehouses and will be considered "special order".
- We reserve the right to determine which products qualify as "special", "made to order", or "custom".
- Many "special", "made to order", or "custom" items such as chimney caps, large diameter pipe, special liners, cut liners, and more can be ordered. Contact our customer solutions team for more information and the most up to date pricing.
- We are happy to ovalize your liner to your specifications. Ovalized liner is not eligible for free shipping and not eligible for returns, for any reason. Ovalized liner can become easily damaged when shipping. Contact our customer solutions team for ovalizing options and alternatives.
- Please note that "special", "made to order", or "custom" items are not eligible for free shipping and not eligible for returns, for any reason. Returns will not be accepted, and a 25% restocking fee will be applied.

Ordering & Shipping:

- We offer multiple ordering options for your convenience. You can call our toll free number 800-722-7230, e-mail our customer solutions team, or order online at www.lindemannsupply.com. Contact our customer solutions team to setup your online customer account.
- All orders are treated with top priority, regardless of size. We have no minimum order size or weight requirements. All orders over \$399.00 will receive free shipping.
- Most orders are shipped out the same day if received before 3:00 p.m. Items will not be shipped or delivered on holidays or weekends.
- It is not uncommon for you to receive multiple products separately as items often ship from different warehouses.
- Freight Line shipments will require someone to be present to inspect and sign for the shipment. Additional fees may apply if a Freight Carrier delivers without signature.
- Expedited shipping options are available for an additional cost. Contact our customer solutions team for available options.
- Please note that we are unable to ship to PO Boxes or Military (APO/FPO) addresses. We must have a residential or commercial physical address in order to ship any item.



ORDERING TERMS & CONDITIONS

Pricing

- All prices are subject to change without notice. Refer to our website for the most up to date pricing.

Payment Terms

- We accept all major credit cards.
- Open account billing available for long-standing, credit qualified customers only - please inquire with our customer solutions team. All other customers must pay with credit card, or cash at time of sale.
- Pay account balances by phone, or by logging into your customer account online. Please Contact our customer solutions team to setup your online customer account. All customers with payment terms must have a valid e-mail address and phone number on file.
- All overdue invoices are subject to finance charges. Failure to make payment within terms may result in any of the following actions: suspended terms, credit hold, loss of account status, orders withheld, collections, and discount removal.

Returns

- If you need to return an item you may do so within 30 days of the product's delivery.
- The product must be in new, unused condition and in the original packaging.
- All returns will have shipping charges applied.
- All returns must be arranged with our customer solutions team prior to initiating the return process. Images of the product to be returned must be captured and provided. All returns will be assigned a Return Merchandise Authorization (RMA) number.
- The RMA number expires 30 days after the date the product was delivered to you.
- If you attempt to return an item without an RMA, or an item is returned in unacceptable condition, the item will be refused or shipped back to you at your expense. If we choose to accept the return, an additional 25% restocking fee will apply.
- If your product is received damaged, empty, or missing - please immediately contact our customer solutions team.
- Once we receive the return, inspect it, and determine it to be in acceptable condition, we will issue a credit towards the original form of payment.
- Please allow us 1-2 weeks after delivery of the returned item to inspect the return, and for our Accounting Department to process your refund.
- It is the customer's responsibility to return the product to the correct warehouse in new condition and in the original packaging. At our discretion, returns that are sent to the incorrect warehouse will be refused, shipped back at the customer's expense, or assessed a 25% restocking fee to cover administrative costs, shipping costs, and other additional fees.
- In the event that the product is received in a condition which we deem unacceptable, we reserve the right to deny your return. Upon receipt of said item, we will notify you that the item was received damaged or used, and fees may apply.
- Damaged or used items will be retained in our warehouse for a maximum of 30 business days unless otherwise requested by the customer in writing, prior to disposal/return. After 30 business days the item will be disposed of.
- Refused shipments, without cause, will result in additional charges including: increased shipping fees, and a 25% restocking fee.

A

Access & Cleanout Doors – 184
 Access Plates & Cables – 86
 Access Plates & RS Adapters – 86
 ACS Creosote Removal – 152 – 153
 Adjustable Fireplace Valance Kit – 203
 Ahrens Crown Repair – 171
 Air Vents – 182
 Ash Dump Doors – 184

B

Barometric Dampers – 88
 Body Protection – 158
 Bottom Plates – 9
 Branded Supplies – 211 – 212
 Brick Laying Tools – 164
 Brush & Rod Adapters – 151
 Brushes
 ButtonLok Brushes – 130 – 131
 Duct Cleaning Brushes – 131, 143
 Econospin Pellet/Dryer Vent Cleaning Brushes – 144
 Hand Brushes – 146 – 147
 Mini Viper Star and Threaded Brushes – 124
 Standard Threaded Brushes – 139
 Threaded Wood Core Brushes – 139
 TLC Brushes – 136
 Viper Brushes, Non-Threaded – 123 – 124
 Viper Brushes, Threaded – 123
 Wöhler Brush Kits – 125
 ButtonLok
 Adapters & Accessories – 148 – 150
 Brushes – 130 – 131
 Cleaning Tools – 132 – 134
 Rods – 129
 Rotary Cleaning – 132 – 133
 Tile Breakers – 168
 Video Inspection System – 116

C

Caps
 Custom Order Caps – 92
 DirectVent Pro Termination Caps – 54
 DuraTech Termination Caps – 44
 HY-C Animal Screens & Vent Guards – 110
 HY-C BigTop Multi-Flue, Galvanized Caps – 109
 Jeremias Termination Caps – 35
 Multi-Packs – 95
 Premier Damper Cap – 87

Caps (cont.)

Premier Top Mount Multi-Flue Caps – 107– 108
 ShelterPro Chimney Caps – 94
 SmartStack Multi-Pack, Single-Flue Caps – 95
 Universal Chimney Cap – 89
 Cement & Mortar – 174 – 176
 Chamber Ease, Smoke Shelf Scraper – 147
 Chamber Repair – 178
 Chamber Safe – 177
 Chimney Fire Suppressor – 206
 ChimneySaver Water Repellent – 180
 Chimney Surrounds – 46
 Clay Chimney Pot Toppers – 90 – 91
 Cleanout Doors – 184
 Combustion Air Vents – 182
 Cre-Away Creosote Removal – 153
 Crimping Tools – 166
 Crown Forms – 171
 Crown Safe – 172
 CrownCoat – 173
 CrownPrep – 173
 CrownSaver – 174
 CrownSeal – 173
 Cutting & Hand Tools – 165

D

Dampers
 Barometric Dampers – 88
 Drop-In Damper – 87
 Energy Top Damper – 83
 Energy Top Plus Damper – 84
 Fireplace Dampers – RS & RSHT – 113
 Fireplace Throat Dampers – 88
 Premier Damper Cap – 87
 Seal Tight Damper – 85
 Spin Dampers – 88
 The Top Damper – 81
 The Top Damper Plus – 82
 Top Sealing Dampers – 80
 Universal Damper Kits – 89
 Decorative Chimney Surrounds – 46
 Deodorant, Stove – 209
 DirectVent Co-Linear Kit & Flex – 55
 DirectVent Pro
 Cathedral Ceiling Support Box – 52
 Ceiling Firestop – 53
 Elbows & Elbow Straps – 52
 Pipe – 51
 Roof Flashings – 53
 Standard Co-Axial to Co-Linear Adapter – 52
 Storm Collars – 53
 Termination Caps – 54
 DirectVent Pro (cont.)





Vinyl Siding Standoff – 54
Wall Thimbles – 55
Drill Bits, Drivers & Screws – 164
Drop Cloths – 125
Drop-In Damper – 87
Dry Creosote Removal – 152
Dryer Ducting – 77 – 78
DryerFlex – 77
Dryer Vent Cleaning Tools – 142, 144 – 145
Duct Cleaning Brushes – 131, 143
DuraBlack
 Chimney Adapters & Trim – 65
 Components – 67
 Stovepipe – 66
 Stovepipe Adjustable Elbows – 67
 Stovepipe Components – 66
 Stovepipe Increasers – 68
 Stovepipe Tees – 68
DuraTech
 Adjustable Roof Supports – 40
 Anchor Plates – 38
 Cathedral Support Boxes – 40
 Ceiling & Roof Supports – 39
 Chimney Pipes – 36 – 38
 Collars – 39
 Extended Roof Brackets – 42
 Finishing Collar & Adapter – 39
 Flashings & Storm Collars – 42
 Locking Bands – 45
 Offset Elbow Kits – 41
 Shields – 43
 Snow Splitter – 42
 Spark Arrestors – 44
 Tee & Tee Caps – 43
 Tee Support Brackets – 44
 Termination Caps – 44
 Trim Collar for Round Support Box – 39
 Trim Collars for Roof Supports – 40
 Wall Thimbles & Wall Straps – 45
DuraVent Type B Gas Vent Pipe – 47 – 50
DVL
 Adapters – 64
 Adjustable Elbows – 64
 Double-Wall Stovepipes – 63
 Increasers – 64
 Stove Adapters – 63
 Tee & Cleanout Cap – 65

E

Econospin Pellet/Dryer Vent Cleaning Brushes & Rods – 144

Elbows

 DirectVent Pro Elbows & Elbow Straps – 52
 DuraBlack Stovepipe Adjustable Elbows – 67
 DuraTech Offset Elbow Kits – 41
 DVL Adjustable Elbows – 64
 Jeremias Elbows – 31
 PelletVent Pro Elbows – 59
 SmartFlex Elbows – 11
 Snap-Lock Adjustable Elbow – 71
 Type B Gas Vent Elbows – 48
 Ventinox/DuraFlex Elbows – 26
Energy Top Damper – 83
Energy Top Plus Damper – 84
Enervex Fan Systems – 111 – 113
Expanded Metal Screening – 98

F

Fall Protection – 158
Fan Systems, Controls for RS & RSHT – 113
Fiberglass Rod – 138
Firebacks – 204
Fireplace Products
 Cleaning Tools – 205
 Dampers for RS & RSHT – 113
 Mortar – 174 – 175
 Screens – 203
 Throat Dampers – 88
 Valance Kit – 203
Firestarters – 209
Flash-Corder Recording Flashlight – 115
Flashlights – 119 – 120
FlashSeal Flashing & Roof Repair – 182
Forklifts – 163

G

Gas Line Pipe - Gastite – 76 – 77
Gas Logs, Peterson – 196
Gas Log Systems – 197 – 199
Gasket Cement – 183
Gasket Repair – 208
Generic & Branded Supplies – 212
Glass Doors – 201
Grates – 200

H

Hand Brushes – 146 – 147
 Hand Tools – 165
 Head Protection – 157
 Hearth Country Ash Vacuum – 128
 Hearth Extensions & Spacers – 205
 HeatFab Saf-T Pipe – 69
 HY-C
 Animal Screens – 110
 BigTop Multi-Flue Caps – 109
 Custom Caps – 94
 Leg Kits – 98
 Raccoon Screens – 110
 Roof VentGuards – 110

I

ICP Caps
 Masonry Adapters – 106
 StormShield STS – 103
 StormShield Tallboy – 106
 StormShield TDW – 103
 Vacu-Stack Accessories – 104
 Vacu-Stack Tallboy – 105
 Vacu-Stack TDW – 102
 Vacu-Stack VSS – 102
 WeatherShield Mark B – 104
 WeatherShield Tallboy – 105
 WeatherShield TDW – 101
 WeatherShield WSA – 101
 Insert Boots
 Adjustable Oval Insert Boots – 25
 Round Insert Boots – 25
 SmartFlex Insert Boots – 12
 Inspection Lighting – 120
 Inspection Mirrors – 119
 Insulation Accessories – 74

J

Jeremias Chimney Pipe
 Anchor Plates – 31
 Caps & Screens – 35
 Ceiling Supports – 32
 Elbow Kits – 31
 Flashing – 34
 Pipes – 30
 Roof Brackets – 34
 Shields – 33
 Storm Collars – 34
 Tees & Tee Supports – 31
 Wall Brackets – 33
 Wall Thimbles – 32

L

Ladders & Accessories – 160 – 161
 Liner
 SmartFlex Aluminum Liner – 22
 SmartFlex Aluminum Liner Kits – 22
 SmartFlex Liner Kits – 6 – 7
 SmartFlex Liner – 4
 SmartFlex Smoothwall Liner – 4
 SmartFlex Smoothwall Liner Kits – 7
 Ventinox VFT Liner – 24
 Liner Insulation Accessories – 74 – 75
 Liner Sizing Charts – 2 – 3
 Lint Alert Pro Plus – 78

M

Masonry Demolition Tools – 168 – 169
 Masonry Finishing Tools – 164
 Mini Viper Star & Threaded Brushes – 124

N

Nose Cones – 12

O

Odor Control – 209

P

Paint "N" Peel – 154
 PCR Creosote Removal – 152
 Pellet/Dryer Vent Cleaning – 146
 PelletVent Pro
 Adapters & Increasers – 57
 Caps – 60
 Ceiling & Roof Supports – 58
 Ceiling Support/Wall Thimble Cover & Reduction
 Collar – 58
 Elbows – 59
 Flashings & Storm Collars – 59
 Pipes – 56
 Shields – 60
 Tees & Tee Caps – 61
 Wall Thimble & Wall Strap – 62
 Peterson Gas Log Systems – 196
 Pipes
 DirectVent Pro Pipe – 51
 DuraBlack Stovepipe – 66
 DuraTech Chimney Pipes – 36 – 38
 DVL Double-Wall Stovepipes – 63
 Gas Line Pipe – Gastite – 77
 HeatFab Saf-T Pipe – 69
 Jeremias Chimney Pipes – 30 – 36
 PelletVent Pro Pipes – 56
 SmartFlex Rigid Pipe – 7
 Type B Gas Vent Pipe – 47 – 50
 Snap-Lock Stovepipe – 70





Pitch & Slope Locator – 160
PiViT Ladder Accessories – 162
Premier Damper Cap – 87
Premier Top Mount Multi-Flue Caps – 107 – 108
ProFlex Wizard – 140
ProKleen Tile Breakers – 169
Promotional Items – 211 – 212
PWR Waterproofing – 179

R

Rain Caps

SmartFlex – 13
Ventinox/DuraFlex – 27

R-CO Chimney Surrounds & Trim Kits – 46

Refractory Panels – 186 – 190

RIDGEPRO™ – 160

Rod Adapters – 151

Rod Caddies – 148

Rods

ButtonLok Rods – 129
Caddies – 148
Econospin Pellet/Dryer Vent Cleaning Rods – 144
Fiberglass Rod – 138
Steel Rods – 138
Universal Thread Rods – 138

Roof Patch – 181

Round Insert Boots – 25

RoVac Vacuums – 129 – 130

RS & RSHT Chimney Fan System – 112 – 113

S

Sandkuhl Clay Works, Clay Pots – 90 – 91

Safety Gear

Body & Fall Protection – 158
Gloves – 159
Head Protection – 157
Ladder Accessories, Equipment – 160 – 162
Respirators – 157
Scaffolding – 163

Sales Material – 211-212

Screens

Custom Screens – 203
Fireplace Screens – 203
HY-C Animal Screens – 110
HY-C Raccoon Screens – 110
Jeremias Screens – 35

Seal Tight Damper – 85

ShelterPro Chimney Caps – 94

Silicone Sealant – 183

Skamol Panels – 186 – 187

SKAMOTEC – 189

SmartFlex

Aluminum Liner – 22
Aluminum Liner Kits – 22
Appliance Adapters – 8
Bottom Plates – 9
Co-Linear Caps – 21
Co-Linear Kits – 20
Elbows – 11
End Caps – 17
Extended Tee Snouts – 17
Insert Adapters – 8
Insert Boots – 12
Liner – 4
Liner Kits – 6
Mortar Collars – 9
Nose Cones – 12
Rain Caps – 13
Reducer-Increasers – 15
Rigid Pipe – 7
Round Couplers - Female/Male – 10
Round Couplers - Male/Male – 11
Slip Connectors – 10
Smoothwall Liner – 4
Smoothwall Standard Liner Kits – 7
Steel Stove Adapters – 8
Storm Collars – 15
Swivel Tees – 16
Top Clamps – 13
Top Plates – 14
Universal Take-Offs – 12

SmartScan – 115

SmartStack Multi-Pack, Single Flue Caps – 95

Smoke Guards – 203

Snap-Lock

Adapters – 66, 70
Adapters & Connectors – 71
Adjustable Elbow – 71
Increaser/Reducer – 71
Stovepipe – 70
Tees – 72
Vent Saddles – 72
WYEs – 72



800.722.7230 | ONLINE ORDERING LINDEMANNSUPPLY.COM



Technical Support Always Available. See Ordering Terms and Conditions for Details.

Sorbent Pads – 179
 Spin Dampers – 88
 Stage One, (TSR) Creosote Removal – 154
 Stair Climbing Forklifts – 163
 Standard Threaded Brushes – 139
 Steel Rods – 138
 StormShield
 STS – 103
 Tallboy – 106
 TDW – 103
 Stove Boards – 204
 Stove Paint – 207
 Sweep Dolls – 212

T

Tape – 75, 166
 Tees
 DuraBlack Stovepipe Tees – 68
 DuraTech Tee & Tee Caps – 43
 DuraTech Tee Support Brackets – 44
 DVL Tee & Clean-Out Cap – 65
 Jeremias Tees – 31
 PelletVent Pro Tees & Tee Caps – 61
 SmartFlex Extended Tee Snouts – 17
 SmartFlex Swivel Tees – 16
 Snap-Lock Tees – 72
 Type B Gas Vent Tee & Tee Cover – 50
 Ventinox/DuraFlex Long Tee Snouts – 29
 Ventinox/DuraFlex Tee Caps – 28
 Ventinox/DuraFlex Tees – 28
 TherMix – 73
 Thermometers – 206
 Threaded Wood Core Brushes – 139
 Tile Breakers – 167 – 168
 Tile Extractor – 168
 TLC
 Adapters – 150
 Brushes – 136
 Tile Breakers – 169
 Top Damper – 81
 Top Damper Plus – 82
 Top Plates – 14, 29
 Top Sealing Dampers – 80
 Type B Gas Vent
 Caps – 49
 Draft Hood Connectors – 48
 Elbows – 48
 Firestop Spacer & Square Support – 50
 Roof Flashings & Storm Collars – 49

Type B Gas Vent (cont.)
 Tee & Tee Cover – 50
 Trim Collars – 48
 Universal Adapter – 48
 Wall Thimble & Straps – 50

U

Universal Chimney Cap – 89
 Universal Damper Kits – 89
 Universal Thread Cleaning Tools – 141
 Universal Thread Rods – 138
 U.S. Fireplace Dampers
 The Top Damper – 81 – 82
 Energy Top – 83 – 84
 Seal Tight – 85 – 86

V

Vacuum
 Hearth Country Ash Vacuum – 128
 RoVac 1-Motor Vacuum – 127
 RoVac 3-Motor Vacuum – 126
 Vacu-Stack
 Accessories – 104
 Tallboy – 105
 TDW – 102
 VSS – 102
 Ventinox/Duraflex
 Adjustable Oval Insert Boots – 25
 Couplers – 26
 Elbows – 26
 Installation Cones – 29
 Long Tee Snouts – 29
 Offset Adapter – 25
 Ovalizing Chart – 23
 Rain Caps – 27
 Round Insert Boots – 25
 Sleeves – 26
 Storm Collars – 27
 Tee Caps – 28
 Tees – 28
 Top Cover Plates – 29
 Universal Take-Offs – 27
 VFT Liner – 24
 VenTubes – 178
 Video Inspection
 ButtonLok Video Inspection System – 116
 Flash-Corder Recording Flashlight – 115
 SmartScan – 115
 Wöhler Video Inspection Systems – 116 – 118
 Viper
 Cleaning Systems – 121 – 123
 Non-Threaded – 123 – 124
 Threaded – 123



W

Wall Thimbles

- DirectVent Pro Wall Thimbles – 55
- DuraTech Wall Thimbles & Wall Straps – 45
- Jeremias Wall Brackets & Wall Thimbles – 32 – 33
- PelletVent Pro Ceiling Support/Wall Thimble Cover – 58
- PelletVent Pro Wall Thimble & Wall Strap – 62
- Type B Gas Vent Wall Thimble & Straps – 50

Weathershield

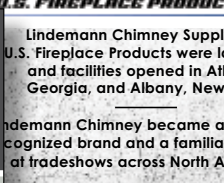

- Mark B – 104
- Tallboy – 105
- TDW – 101
- WSA – 101

Wöhler

- Brush Kits – 125
- Video Inspection Systems – 116 – 118

Wood Stoves

- 2016EB Wood Stove Inserts – 195
- Ashley AW182OE Wood Stove Inserts – 193
- Wood Stoves & Inserts – 192 – 195





LINDEMANN

METAL SHOP

SERVICE • CRAFTSMANSHIP • SUPPORT

CUSTOM

MADE

**CALL US @ 800.722.7230
FOR YOUR ESTIMATE**

**CUSTOM CHIMNEY CAPS • CUSTOM CHASE TOPS
MULTI-FLUE CAPS • STORM COLLARS**



FEEDING YOUR FIRE, FUELING YOUR GROWTH



10% OFF

YOUR FIRST ONLINE ORDER

PROMO CODE: **FIRST10**

800.722.7230 WWW.LINDEMANNSUPPLY.COM